


# SOFIA 30" PRO COOKTOP



CODE ID

SOFIA 30" PRO GAS COOKTOP - HALO VISION

**F6PGK305S2**



Knob control with back light system



1 Central Dual Crescendo Burner



4 Single Burners



Heavy Duty Grates



Continuous Grate Surface



Heavy Duty Control Panel



## SPECIFICATIONS

3 Heavy duty continuous cast iron grates  
Heavy Gauge 304 Stainless Steel Burner Bowl  
1 Solid Brass Dual Flame Burner with 20.000 BTU Max (NG)  
2 Solid Brass Semirapid Burners with 8.000 BTU Max (NG)  
2 Solid Brass Semirapid Burners with 6.300 BTU Max (NG)  
Backlit Control Knob indicates burner operation (White)  
Backlit Control Knob indicates residual heat (Red)  
Heavy duty control panel  
Large cooking area  
Full pot stability  
Natural Gas (LP Convertible)

## OPTIONAL ACCESSORIES

FMWOK  
FMSIM

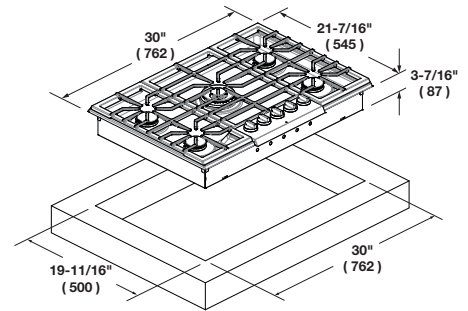

Wok ring  
Simmer plate

### NOTE:

Wok ring (FMWOK) to be used with centre burner only.

# SOFIA 30" PRO COOKTOP

SOFIA 30" PRO GAS COOKTOP - HALO VISION



CODE ID		30" PROFESSIONAL PRO GAS COOK TOP F6PGK305S2	
Series	600		
Finish	Stainless Steel		
<b>CONTROL PANEL</b>			
Control Type	Knobs control with back light system		
<b>COOKTOP</b>			
Type	GAS (NG or LP)		
Cooking Surface	Matte Black Enamel		
<b>GAS COOKTOP FEATURES</b>			
Electric Re-ignition system	•		
Flame-out sensing	•		
Dual Crown Brass Burner	•		
Simmer Plate	Optional		
Small Pot Insert (for single burners only)	Optional		
Wok Ring (for dual burner only)	Optional		
Heavy Duty Cast Iron Grates	3		
Cooking Zones	5		
Burners types	All Brass		
Power (Max/Min) (Front-L)	6300 (BTU/h) - 1848W / 1300 (BTU/h) - 382W		
Power (Max/Min) (Rear-L)	8000 (BTU/h) - 2345W / 1300 (BTU/h) - 382W		
Power (Max/Min) (Center)	Dual Flame / Simmer Burner		
Power (Max/Min) (Rear-R)	20000 (BTU/h) - 5880W / 750 (BTU/h) - 220W		
Power (Max/Min) (Front-R)	8000 (BTU/h) - 2345W / 1300 (BTU/h) - 382W		
Power (Max/Min) (Front-R)	6300 (BTU/h) - 1848W / 1300 (BTU/h) - 382W		
<b>DIMENSIONS   WEIGHTS</b>			
Overall dim - Width	30"	762 mm	
Overall dim - Height	3-7/16"	87 mm	
Overall dim - Depth	21-7/16"	545 mm	
Cut-out - Width (min - max)	28-1/2", 28-11/16"	724 mm - 729 mm	
Cut-out - Height (min)	3-3/8"	87 mm	
Cut-out - Depth (min - max)	19-9/16", 19-3/4"	497 mm - 502 mm	
Gross weight   Net weight	28.8 kg - 63.5 lb	21.6 kg - 47,6 lb	
<b>POWER / RATINGS (120 V, 60 HZ)</b>			
Amps	0.1A		
Max Power	48600 (BTU/h) - 14266W		
Power Cable   Cable length	Nema 5-15P	53" (1350 mm)	
<b>INSTRUCTIONS FOR USE</b>			
Use & Care Manual / Installation Manual	English / French / Spanish		

Specification sheets are for planning purposes only. Always refer to installation instructions, always consult the countertop fabricator/ supplier prior to determining counter opening. Consult your HVAC engineer for your specific ventilation requirements. Always refer to installation instructions accompanying product or on available on [www.fulgor-milano.com/us/en](http://www.fulgor-milano.com/us/en) for your specific model number. Fulgor Milano retains the right to change product specifications or design without notice.