

24" MULTIFUNCTION OVEN








700 SERIES OVEN



CODE ID

F7SM24S1



-  TFT Display
-  Automatic Cooking
-  Defrost
-  Keep Warm Function
-  Cool Touch Door
-  Fast Pre-Heat
-  Interior Lighting

SPECIFICATIONS

OVEN

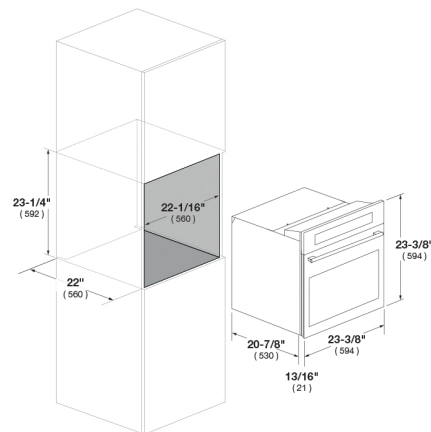
- Full Touch Controls
- Display TFT 3,5"
- Demo Mode
- Chromed racks
- Door Cooling System
- Event logs (for Service)
- Black Interior
- Setting Temperature °C/°F
- Setting Weight Kg/lb
- Brightness setting (ON condition)
- Brightness setting (OFF condition)
- Beeper volume setting

OVEN FEATURES

- Defrost
- Dehydrate
- Keep Warm
- Keep Warm +
- Bottom Bake
- Bake
- Eco Bake
- Ring Convection bake
- Convection Down + ring
- Convection Bake
- Broil levels
- Convection Down Bake
- Convection Broil & Bottom
- Convection Broil
- Boost (fast preheat)
- Internal lighting

DISTINTO

24" MULTIFUNCTION OVEN



CODE ID	24" MULTIFUNCTION OVEN F7SM24S1
Type	TRADITIONAL
Size	24"
Colour	INOX
Oven Type	Multifunction (True Euro Conv.)
Temperature Regulation	Electronic
CONTROL PANEL	
Control type	MODULAR - Electronic
Display	TFT 3,5"
Menu Recipes	•
Commands	Full Touch - (one board 9 keys)
Language	12
SPECIAL FEATURES	
Demo Mode	•
Brightness setting (ON condition)	•
Brightness setting (OFF condition)	•
Beeper volume setting	•
Date format	•
Child Door Lock	-
Sabbath mode	-
12/24 hours clock format	•
kg/lb weight unit	•
°C/°F degree unit	•
Door micro switch	•
Event logs (for Service)	•
OVEN DOOR(S)	
Oven Glass Window	Panoramic Glass
Door Cooling System	3 Pane Heat Resistant Glass
Door Hinges	Heavy Duty Steady Tilt
Handle style	Tubular Steel
OVEN CAVITY	
Muffle - Net Capacity (cbft)	2.4 - Flat + Racks
Cavity Enameling Colour	Black
Rack Positions	5
Oven Lights	1 x 20W Halogen
Broil Upper Heating Element	1200 W (240V)
Upper Heating Element	1000W (240V)
Concealed Bake Lower Heating Element	1100 W (240V)
Convection Element Wattage	2300W (240V)
OVEN ACCESSORIES	
Chromed racks	•
Enameled Grill set (basin + anti splash)	-
Telescopic chromed rack	-
Meat probe	-
DIMENSIONS/WEIGHT - (IN OR LBS)	
Overall dim - width	23 3/8" (594mm)
Overall dim - height	23 3/8" (594mm)
Overall dim - depth	21 7/8" (556mm)
Cutout - width	22 1/16" (560mm)
Cutout - height (min)	23 3/8" (595mm)
Cutout - depth (min)	22 1/16" (560mm)
POWER / RATINGS	
KW/Amps rating at 120/240V, 60Hz	3.45kW - 14.3Amps
KW/Amps rating at 120/208V, 60Hz	2.59kW - 12.4Amps
Cable + Conduit	•
INSTRUCTIONS FOR USE	
Instruction Manual	EN, FR