

# PEP7030DT

## GE Profile™ 30" Built-In Touch-Control Electric Cooktop

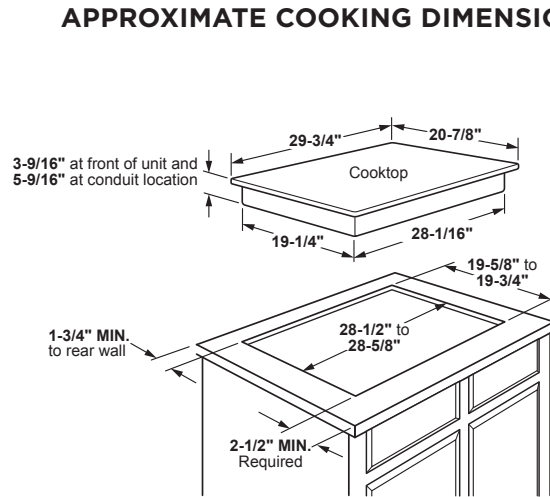
### DIMENSIONS AND INSTALLATION INFORMATION (IN INCHES)

**IMPORTANT:** Requires a 5" free area between the bottom of the cooktop to any combustible material, i.e., shelving. Free area not required when installing wall oven underneath cooktop. Refer to installation instructions. Requires a 15" minimum from cooktop to adjacent overhead cabinets. Units are furnished with a 48" flexible armored cable.

**NOTE:** 30" Ribbon cooktops are approved for use over select GE 27" and GE 30" Single Wall Ovens and Warming Drawers. Refer to cooktop and wall oven/warming drawer installation instructions packed with product for current dimensional data. If installed with a GE Telescopic Downdraft System, consult both the cooktop and downdraft installation instructions packed with product before installing. Cooktop gas/electric supply may need to be re-routed to install downdraft. The countertop cutout requires 23-1/2" minimum flat countertop surface and 25" minimum total countertop depth. In addition, other clearances to front edge of the countertop must be considered. **Before installing, consult installation instructions packed with product for current dimensional data.**

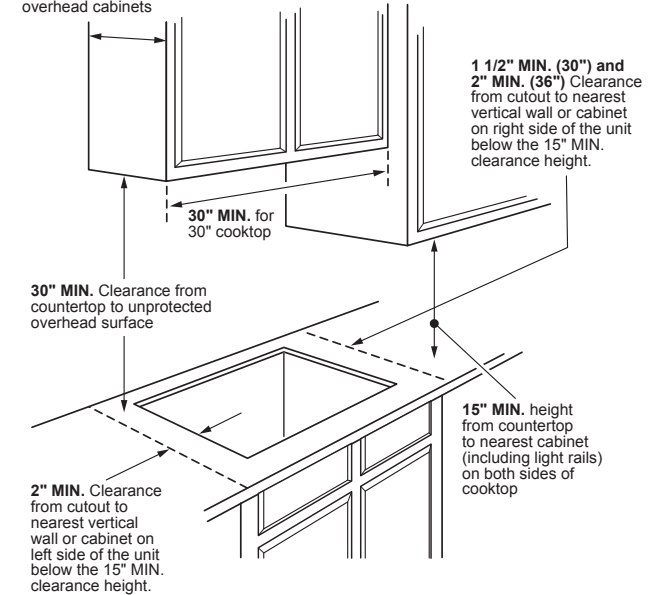
**CUTOUT FILLER TRIM KIT:** A filler trim kit is available for use if your countertop cutout is larger than the dimension shown, up to 29-13/16" x 20-7/16". Order JXTR32B for black or JXTR32W for white, to reduce the cutout opening for installation of this cooktop. These kits may be ordered from your GE Appliances Dealer.

### APPROXIMATE COOKING DIMENSIONS

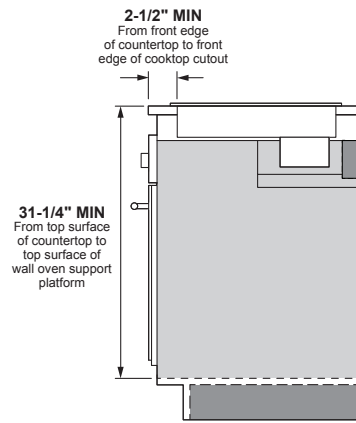


To insure accuracy, it is best to make a template when cutting the opening in the counter

13" MAX. depth of unprotected overhead cabinets



### INSTALLATION ABOVE A WALL OVEN



<b>VOLTAGE (60HZ AC)</b>	240V	208V
<b>CONNECTED LOAD (MAX.)</b>	9.5kW	7.1kW
<b>CURRENT DRAW (MAX.)</b>	39.6 Amps	34.3 Amps
<b>RECOMMENDED CIRCUIT BREAKER*</b>	40 Amps	40 Amps

\*NOTE: Check local codes for required breaker size.



For answers to your Monogram, GE Café™, GE Profile™ or GE Appliances product questions, visit our website at [geappliances.com](http://geappliances.com) or call GE Answer Center® Service, 800.626.2000.



# PEP7030DT

## GE Profile™ 30" Built-In Touch-Control Electric Cooktop

### FEATURES AND BENEFITS

Power Boil on Dual-Ring Element

Precision Temperature Control

Guided Cooking

Glide Touch Controls - 11 Control Levels

Easy Clean Surface

Synchronized Elements

Chef Connect

Built-in WiFi

Compatible Cooktop with Smart Cookware


Keep Warm Setting

Control Lock

Hot Surface Indicator Lights

Fit Guarantee

Model PEP7030DTBB - Black on black



### OPTIONAL FILLER TRIM KIT

Fill in any counter top gaps with this filler trim kit. Order part number JXTR32B.

### GUARANTEED FIT

Replacing a similar cooktop from GE Appliances or another brand? GE cooktops are guaranteed for an exact fit or GE Appliances will pay up to \$100 toward modifications.

Visit [geappliances.com](http://geappliances.com) for more info.

### COMPATIBLE COOKTOP WITH SMART COOKWARE

Smart pans easily pair with this smart cooktop to ensure you get the perfect cooking results. Accessories sold separately.

