

PHP7030DT

GE Profile™ 30" Built-In Touch-Control Induction Cooktop

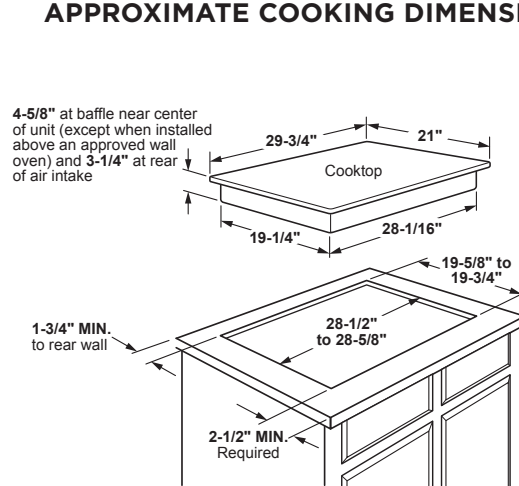
DIMENSIONS AND INSTALLATION INFORMATION (IN INCHES)

IMPORTANT: Requires a 3" free area between the bottom of the cooktop to any combustible material, i.e., shelving. Free area not required when installing wall oven underneath cooktop. Refer to installation instructions. Requires a 15" minimum from cooktop to adjacent overhead cabinets. Units are furnished with a 48" flexible armored cable.

NOTE: 30" induction cooktops are approved for use over select GE 27" and GE 30" Single Wall Ovens and Warming Drawers. Refer to cooktop and wall oven/warming drawer installation instructions packed with product for current dimensional data. If installed with a GE Telescopic Downdraft System, consult both the cooktop and downdraft installation instructions packed with product before installing. Cooktop gas/electric supply may need to be re-routed to install downdraft. The countertop cutout requires 23-1/2" minimum flat countertop surface and 25" minimum total countertop depth. In addition, other clearances to front edge of the countertop must be considered. **Before installing, consult installation instructions packed with product for current dimensional data.**

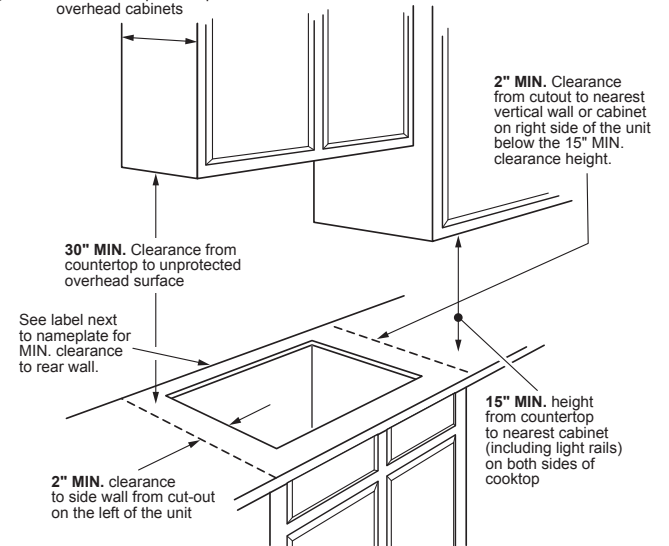
CUTOUT FILLER TRIM KIT: A filler trim kit is available for use if your countertop cutout is larger than the dimension shown, up to 29-13/16" x 20-7/16". Order JXTR32B for black or JXTR32W for white, to reduce the cutout opening for installation of this cooktop. These kits may be ordered from your GE Appliances Dealer.

APPROXIMATE COOKING DIMENSIONS

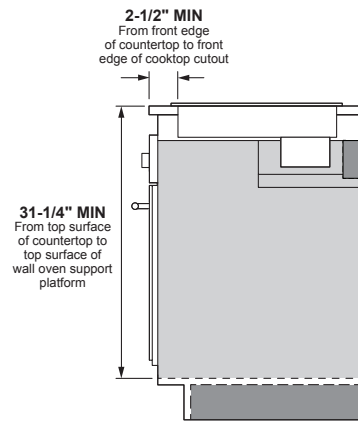


To insure accuracy, it is best to make a template when cutting the opening in the counter

13" MAX. depth of unprotected overhead cabinets



INSTALLATION ABOVE A WALL OVEN



KW RATING	
240V	7.7
208V	6.9
AMPERAGE	
240V	40 Amps*
208V	40 Amps*

*NOTE: Check local codes for required breaker size.



For answers to your Monogram, GE Café™, GE Profile™ or GE Appliances product questions, visit our website at geappliances.com or call GE Answer Center® Service, 800.626.2000.



PHP7030DT

GE Profile™ 30" Built-In Touch-Control Induction Cooktop

FEATURES AND BENEFITS

Maximum Responsiveness - 11 Control Levels

Power Boil

Precision Temperature Control

Guided Cooking

Easy Clean Surface

Safe Surface

Most Efficient Heating

Synchronized Elements

Chef Connect

Compatible Cooktop with Smart

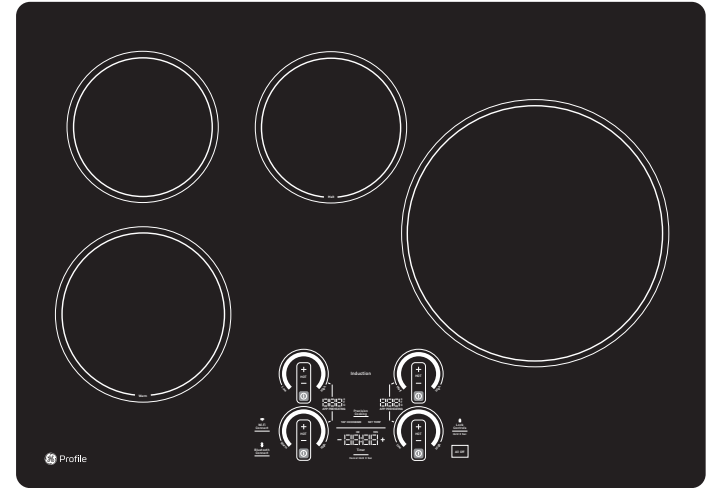
Timer

Built-in WiFi

Control Lock

Fit Guarantee

Model PHP7030DTBB - Black on black



COMPATIBLE COOKTOP WITH SMART COOKWARE

Smart pans easily pair with this smart cooktop to ensure you get the perfect cooking results. Accessories sold separately.

OPTIONAL SOUS VIDE PROBE

A Sous Vide Probe lets you achieve great results on the stove. Order part number JXPROBE1.

OPTIONAL FILLER TRIM KIT

Fill in any counter top gaps with this filler trim kit. Order part number JXTR32B.

GUARANTEED FIT

Replacing a similar cooktop from GE Appliances or another brand? GE cooktops are guaranteed for an exact fit or GE Appliances will pay up to \$100 toward modifications.

Visit geappliances.com for more info.

