

GDWT100/166V

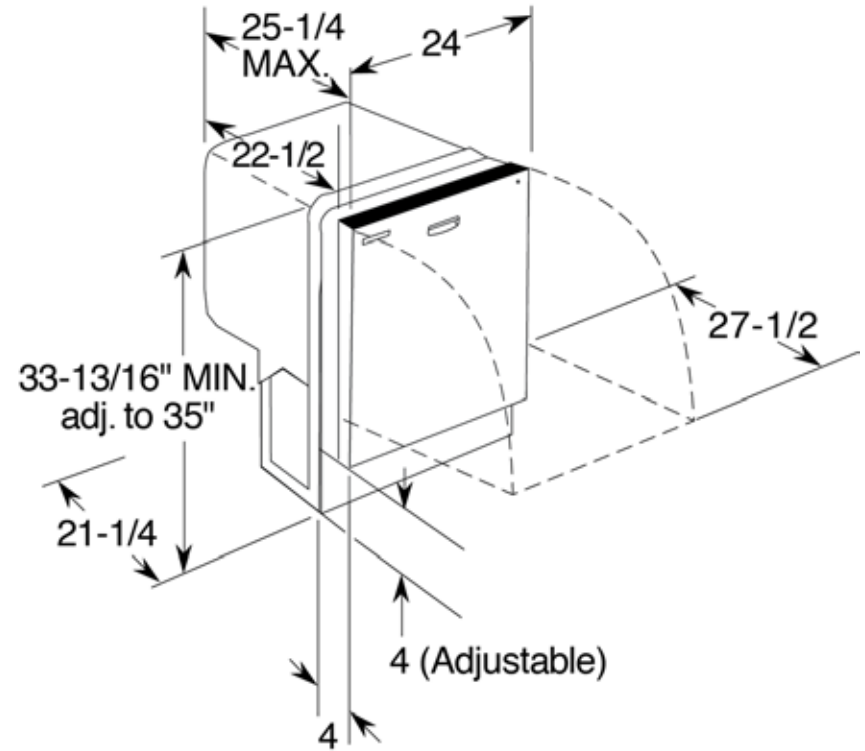
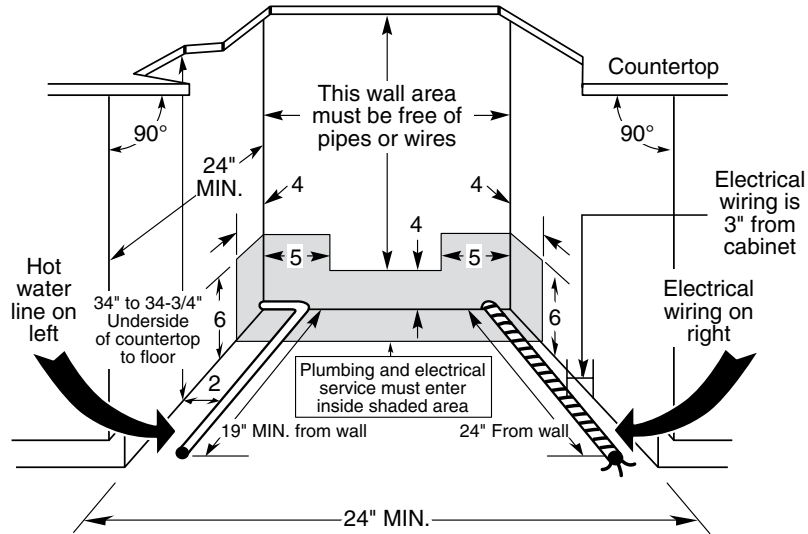
GE® Built-In Dishwasher with Hidden Controls

Dimensions and Installation Information (in inches)

Electrical Rating

Voltage AC.....	120
Hertz.....	60
Total connected load amperage.....	10
Calrod® heater watts max.....	875

For use on adequately wired 120-volt, 15-amp circuit having 2-wire service with a separate ground wire. This appliance must be grounded for safe operation.



For answers to your Monogram®, GE Profile™ or GE® appliance questions, visit our website at geappliances.com or call GE Answer Center® service, 800.626.2000.



Listed by Underwriters Laboratories



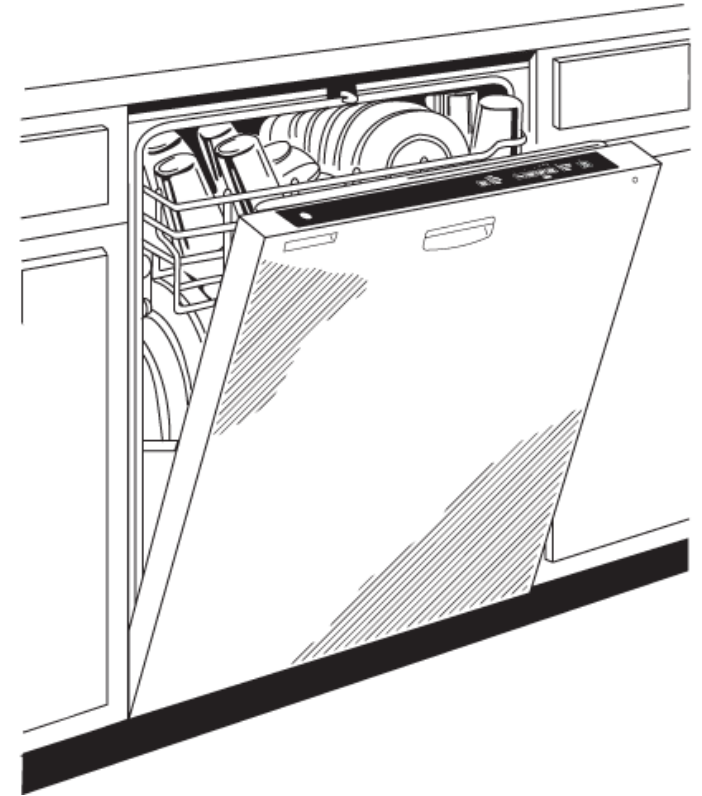
As an ENERGY STAR® partner, GE has determined that this product meets the ENERGY STAR guidelines for energy efficiency.

GDWT100/166V

GE® Built-In Dishwasher with Hidden Controls

Features and Benefits

- Recessed handle - Provides unique look with the flexibility to install the dishwasher in corners adjacent to cabinets
- 5-stage filtration with Piranha™ hard food disposer - 5 self-cleaning filters ensure clean dishes
- Dedicated silverware jets - Highly pressurized spray jets target the silverware area for improved cleaning
- Steam PreWash - Loosens tough soils before any cycle virtually eliminating the need for soaking or pre-rinsing dishes
- Auto wash cycle - Cycle automatically adjusts to soil level to maximize energy savings and ensure clean dishes
- Natural convection heated dry option - A drying element effectively dries dishes reducing the need to towel dry after unloading
- 52 dBA sound level - Nearly silent two-pump system cleans dirty dishes without disruption
- ENERGY STAR® qualified and CEE Tier II rated - Meets or exceeds federal guidelines for energy efficiency for year-round energy and money savings
- Pearlescent gray deep-tiered rack with ball-tip tines and StemSafe™ - Long-lasting, durable racks resist rust and secure dishes
- SaniWash cycle (NSF residential) - High temperature rinse sanitizes and reduces 99.999% of bacteria found on dishes
- 4 cycles/5 options - Allows you to select the combination that best fits your dish load
- Model GDWT166VSS – Stainless steel
- Model GDWT106VWW – White
- Model GDWT106VBB – Black



imagination at work



As an ENERGY STAR® partner, GE has determined that this product meets the ENERGY STAR guidelines for energy efficiency.