

GSHF5PGX

GE® 25.4 Cu. Ft. Side-By-Side Refrigerator

Dimensions and Installation Information (in inches)

Overall Dimensions	Height to top of hinge (in.) A	69-1/2
	Height to top of case (in.) B	68-3/4
	Case depth without door (in.) C†	28
	Case depth less door handle (in.) D†	32-1/2
	Case depth with door handle (in.) E†	35
	Depth with fresh food door open 90° (in.) F†	50-1/8
	Width (in.) G	35-3/4
	Width with door open 90° inc. door handle (in.) H	43-5/8
Air Clearances	Each side (in.)	1/8
	Top (in.)	1
	Back (in.)	1

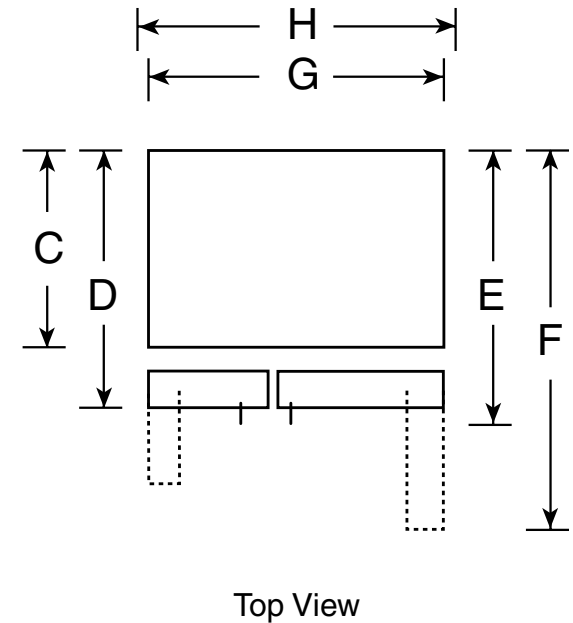
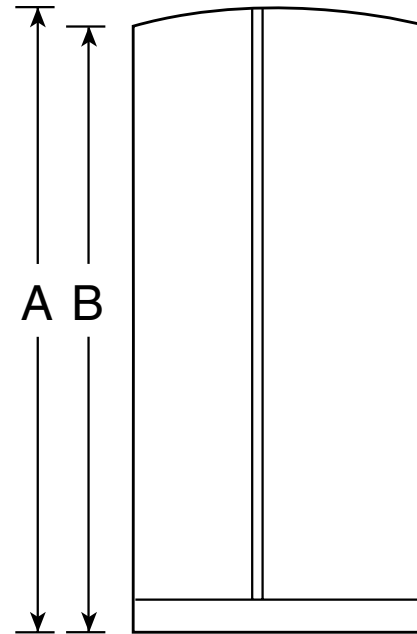
†Water hook-up fits in back air clearance when calculating installation depth.

If installed against a wall, allow clearance of 14-3/16" on freezer side to remove bin.

Clearance required to remove fresh food full-size pan without disassembling is 18-15/16".

Allow additional space for any necessary leveling adjustments.

For answers to your Monogram®, GE Profile™ or GE® appliance questions, visit our website at ge.com or call GE Answer Center® service, 800.626.2000.



Top View



imagination at work



Listed by
Underwriters
Laboratories



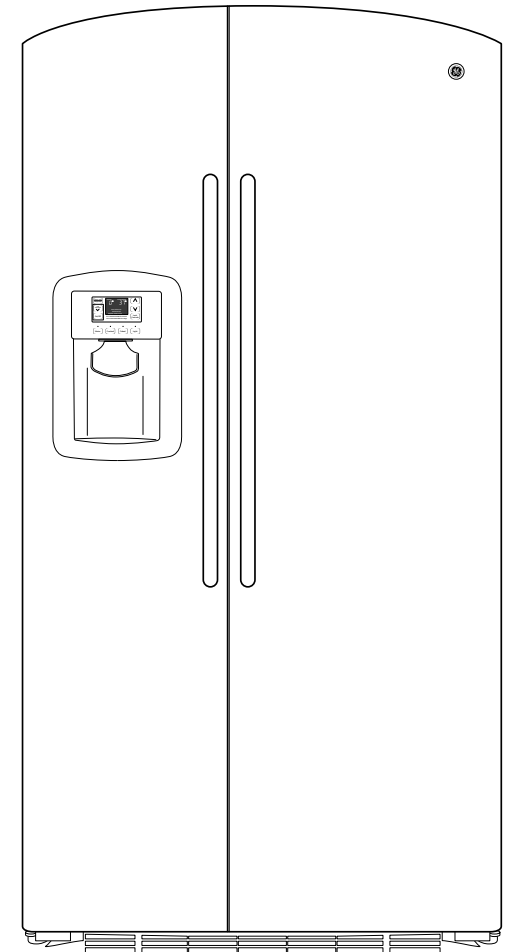
As an ENERGY STAR® partner, GE has determined that this product meets the ENERGY STAR guidelines for energy efficiency.

GSHF5PGX

GE® 25.4 Cu. Ft. Side-By-Side Refrigerator

Features and Benefits

- High-Gloss Crown Doors with Hidden Hinges - Provides a striking finish to accentuate kitchen decor and includes concealed hinges
- External Controls with Actual Temperature Display and UltraFlow100 - Eliminates the guesswork in setting refrigerator temperatures; dispenses 100 ounces of filtered water per minute
- Quick Ice™ Option - Makes ice up to 50% faster than normal settings-ideal for entertaining
- TurboCool™ Setting - Cools the refrigerator quickly after frequent door openings
- Freshness Center™ (3-pan stack) - Maximizes shelf space by utilizing an adjustable temperature top drawer and two humidity-controlled lower drawers
- Integrated Ice™ System - Frees up valuable freezer space; It tilts down, providing easy access to bulk ice
- In-the-Door Beverage Rack - Conveniently located inside the refrigerator door to increase flexibility and to free up valuable shelf space
- Integrated Shelf Support System - Provides strong, yet flexible support
- QuickSpace™ Shelf - Quickly slides out of the way to make room for tall items
- GE Water Filtration System - Delivers clean great-tasting water and ice through the LightTouch! Dispenser
- FrostGuard™ Technology - Protects frozen items from freezer burn by monitoring freezer door openings and defrosting only when needed
- Model GSHF5PGXWW - White on white
- Model GSHF5PGXBB - Black on black



As an ENERGY STAR® partner, GE has determined that this product meets the ENERGY STAR guidelines for energy efficiency.