

# JTS5000DV/EV/SV

## GE® 30" Smart Built-In Self-Clean Convection Single Wall Oven with Never Scrub Racks

### DIMENSIONS AND INSTALLATION INFORMATION

**NOTE:** Single wall ovens are NOT approved for stacking above or below another single wall oven.

**NOTE:** Wall coverings, countertops and cabinets surrounding the wall oven must be able to withstand a temperature of up to 200°F (94°C).

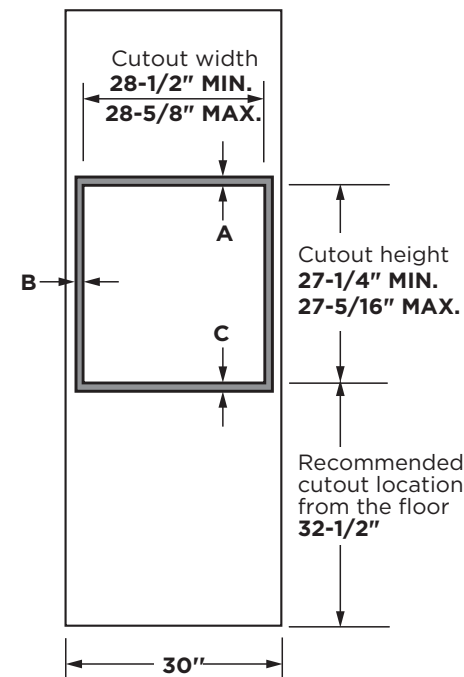
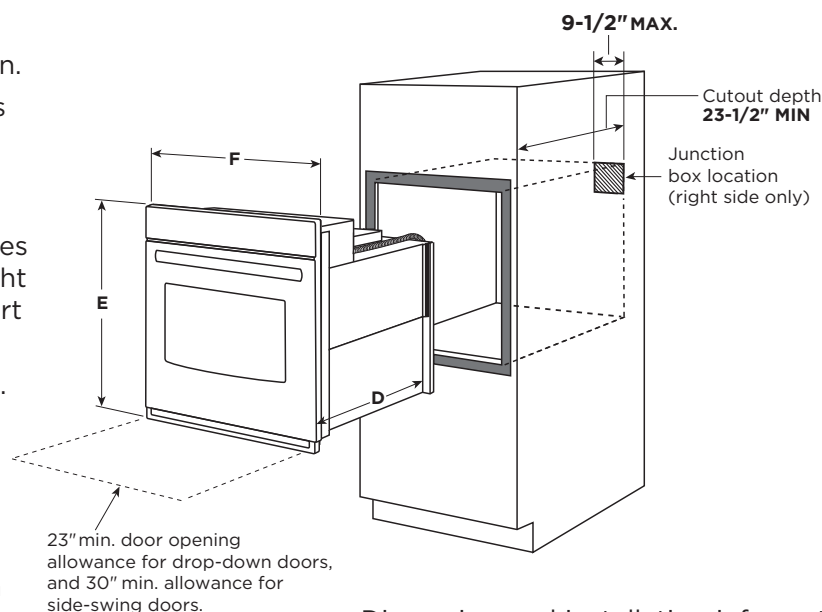
**NOTE:** If the cabinet in which the wall oven is installed does not have a solid bottom, two braces or runners must be installed to support the weight of the oven. The runners and braces must support up to 220 lbs (99 kg).

**NOTE:** Door handle protrudes 3" from door face. Cabinets and drawers on adjacent 45° and 90° walls should be placed to avoid interference with the handle.

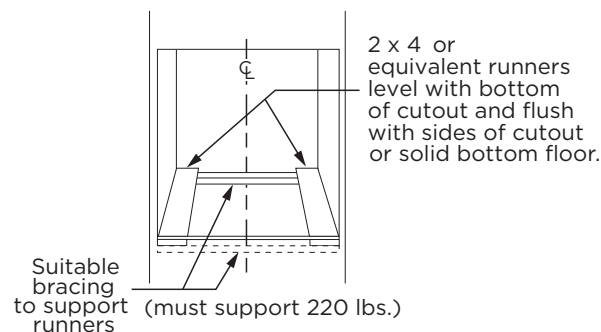
**ATTENTION INSTALLER:** Electric wall ovens are NOT approved for installation with a plug and receptacle. They must be hard wired into an approved junction box.

**IMPORTANT:** Before installing, consult installation instructions packed with product for current dimensional data.

KW RATING	
240V	4.2
208V	3.2
BREAKER SIZE	
240V	20 Amps
208V	20 Amps



Dimension and installation information are shown in inches.



JTS5000	
Cabinet	30"
A - Overlap of oven at top of cutout	1"
B - Overlap of oven other side of edge of cutout	11/16"
C - Overlap of oven at bottom of cutout	1-1/4"
Oven	
D - Install depth	23-1/2"
E - Overall height with trim	27-1/4" to 27-5/8"
F - Overall width	28-1/2" to 28-5/8"



For answers to your GE Profile™ or GE Appliances product questions, visit our website at [geappliances.com](http://geappliances.com) or call GE Answer Center® Service, 800.626.2000.



Listed by  
Underwriters  
Laboratories



Specification Revised 11/23

# JTS5000DV/EV/SV

## GE® 30" Smart Built-In Self-Clean Convection Single Wall Oven with Never Scrub Racks

### DIMENSIONS AND INSTALLATION INFORMATION

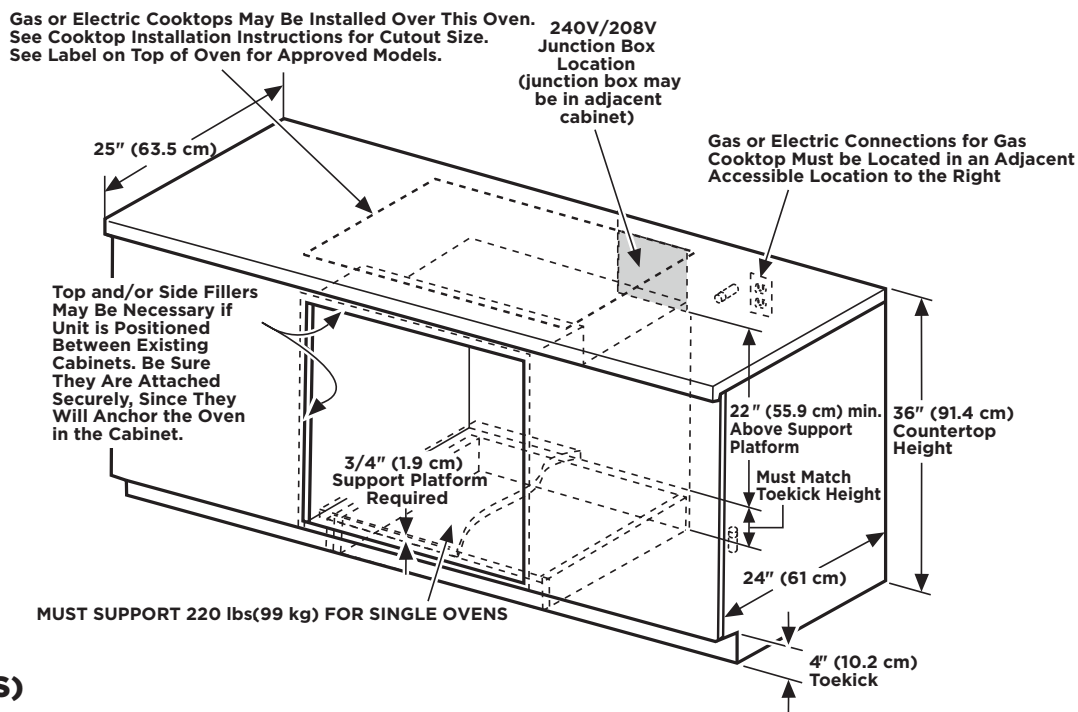
**NOTE:** 30" Single electric wall ovens are approved for installation below a countertop, and below certain gas and electric cooktops. Refer to the Approved Combinations Matrix available at [geappliances.com](http://geappliances.com) for specific information.

**NOTE:** 30" Single electric wall ovens are approved for installation above 27" and 30" warming drawers.

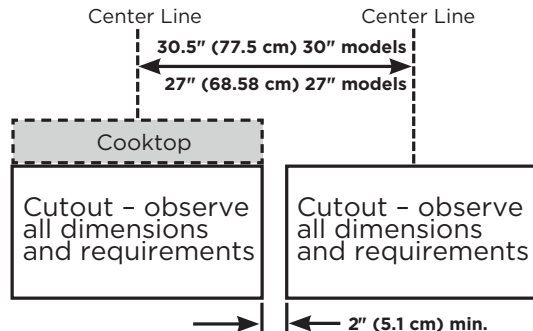
**ATTENTION INSTALLER:** Electric wall ovens are NOT approved for installation with a plug and receptacle. They must be hard wired into an approved junction box.

**IMPORTANT:** Before installing, consult installation instructions packed with ALL products for current dimensional and combination data.

### UNDERCOUNTER INSTALLATION



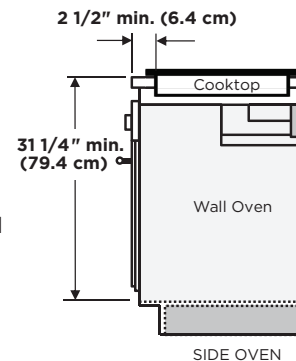
### SIDE-BY-SIDE INSTALLATION (TWO OVENS IN SEPARATE CUTOUTS)



**NOTE:** One cooktop may be centered over either oven in the side-by-side installation.

### INSTALLATION BELOW A COOKTOP

**IMPORTANT:** Maintain a minimum distance of **31 1/4"** from the top surface of the countertop to the wall oven platform to ensure that the cooktop and wall oven do not interfere with each other (see picture).



For answers to your GE Profile™ or GE Appliances product questions, visit our website at [geappliances.com](http://geappliances.com) or call GE Answer Center® Service, 800.626.2000.

Specification Revised 11/23

# JTS5000DV/EV/SV

## GE® 30" Smart Built-In Self-Clean Convection Single Wall Oven with Never Scrub Racks

### FEATURES AND BENEFITS

No Preheat Air Fry - Cook healthier, crispier versions of your favorite foods in less time, thanks to an air fryer right in your oven that doesn't require preheating, or special equipment

True European Convection - Achieve faster and more even results with a convection fan and third heating element that circulates air for more efficient cooking

Anywhere control with remote notifications - Save time by conveniently preheating and monitoring your oven from anywhere using the GE Appliances Kitchen app

Remote temperature probe - Internal probe allows monitoring of roasts and meats to assure they are thoroughly and accurately cooked without opening the oven door

Self-Clean with optional Steam Clean - Cleaning the oven interior has never been easier, with two cleaning options to fit your lifestyle

Hidden backlit LCD control - Easily read and operate a bright display that shows the clock when not in use and illuminates controls when you're ready to cook

10-pass hidden bake element - Even baking and quick cleanup are assured, with 10-pass element that heats a large cooking area and is hidden for an easy-to-wipe surface

8-pass broil element - Get full broil coverage and even browning from edge to edge

Model JTS5000DVBB - Black

Model JTS5000EVES - Slate

Model JTS5000SVSS - Stainless Steel



### FIT GUARANTEE

Replacing a similar wall oven from GE Appliances or another brand? GE wall ovens are guaranteed for an exact fit or GE Appliances will pay up to \$300 toward modifications.

Visit [geappliances.com](http://geappliances.com) for more info.