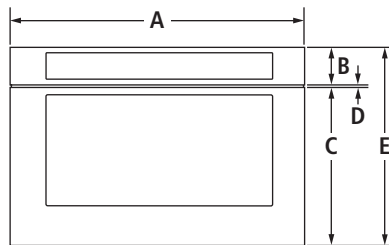


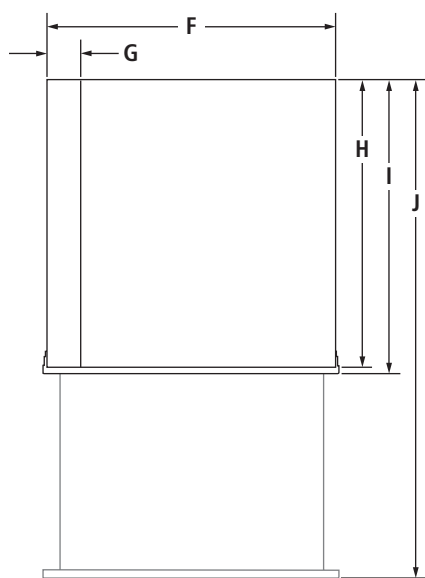
UNDER COUNTER MICROWAVE OVEN WITH DRAWER DESIGN

JMDFS24GS – 23⁷/₈" x 15¹³/₃₂" x 24⁹/₁₆"

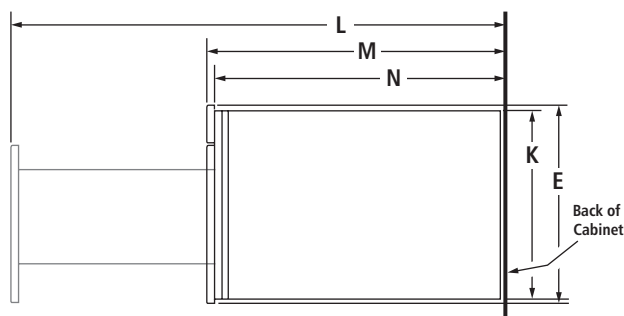
PRODUCT DIMENSIONS



FRONT VIEW



TOP VIEW



SIDE VIEW

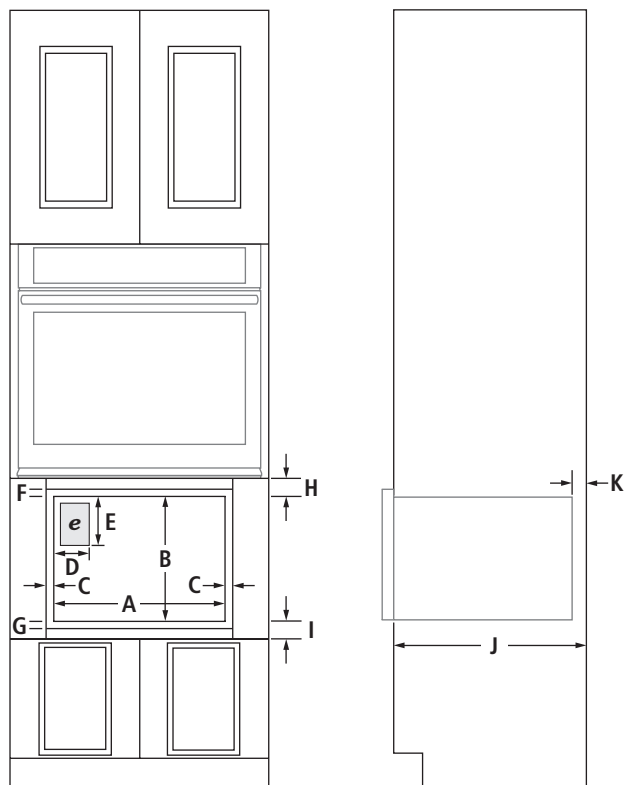
MODEL #		JMDFS24GS	
		in	cm
A	Overall width	23 ⁷ / ₈	60.6
B	Height of control panel	3	7.6
C	Height of drawer	12 ³ / ₄	32.4
D	Space between control panel and drawer	1/4	0.6
E	Overall height	15 ¹³ / ₃₂	39.1
F	Recessed width	21 ⁹ / ₃₂	54.9
G	Width of conduit channel	4 ¹¹ / ₁₆	11.9
H	Depth without drawer	21 ⁷ / ₈	55.6
I	Depth with drawer	24 ⁹ / ₁₆	62.4
J	Depth with drawer fully open	38 ⁵ / ₁₆	97.3
K	Recessed height	14 ⁹ / ₃₂	37.1
L	Depth with drawer fully open Flush receptacle	38 ⁵ / ₁₆	97.3
	Non-flush receptacle	42 ¹³ / ₁₆	108.7
M	Depth with drawer Flush receptacle	23 ⁵ / ₁₆	59.2
	Non-flush receptacle	27 ¹³ / ₁₆	70.6
N	Depth without drawer Flush receptacle	21 ⁷ / ₈	55.6
	Non-flush receptacle	26 ³ / ₈	67.0

IMPORTANT: Dimensional specifications are provided for planning purposes only. Do not make any cutouts based on this information. Refer to the Installation Guide before selecting cabinetry, verifying electrical/gas connections, making cutouts or beginning installation. All Jenn-Air® appliances are appropriately UL, CUL or CSA approved.

UNDER COUNTER MICROWAVE OVEN WITH DRAWER DESIGN

JMDFS24GS – 23⁷/₈" x 15¹³/₃₂" x 24⁹/₁₆"

OPENING/CLEARANCE DIMENSIONS



FRONT VIEW – INSTALLATION UNDER SINGLE OVEN

SIDE VIEW

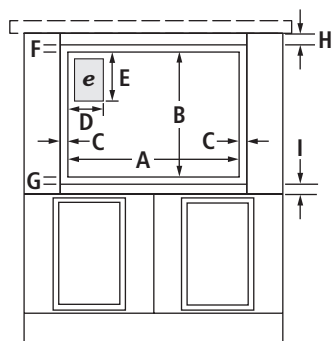
MODEL #		JMDFS24GS	
		in	cm
A	Width of cutout	22 ¹ / ₈	56.2
B	Height of cutout	15 ⁹ / ₁₆	39.5
C	Side overlap allowance	⁷ / ₈	2.2
D	Width of suggested electrical receptacle location	4 ¹ / ₂	11.4
E	Height of suggested electrical receptacle location	3	7.6
F	Top overlap allowance	⁹ / ₁₆	1.4
G	Bottom overlap allowance	³ / ₄	1.9
H	Top of cutout to bottom of oven (min.)	2	5.1
	Top of cutout to bottom of countertop (min.)	2	5.1
I	Bottom of cutout to top of cabinet door (min.)	2	5.1
J	Depth of cutout (min.) with flush receptacle	23 ¹ / ₂	59.7
	with non-flush receptacle	28	71.1
K	Depth from back of microwave to back of cabinet	3 ¹ / ₂	8.9
e	Recommended electrical connection location		

ELECTRICAL REQUIREMENTS

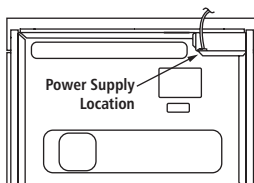
120 volt, 60 Hz, AC only, 15- or 20-amp fused, grounded circuit is required. A time-delay fuse or dedicated circuit is recommended. Do not use an extension cord.

LOCATION REQUIREMENTS

Support structure must be able to support 100 lb (45.4 kg) including microwave oven and contents.



FRONT VIEW – INSTALLATION UNDER COUNTERTOP



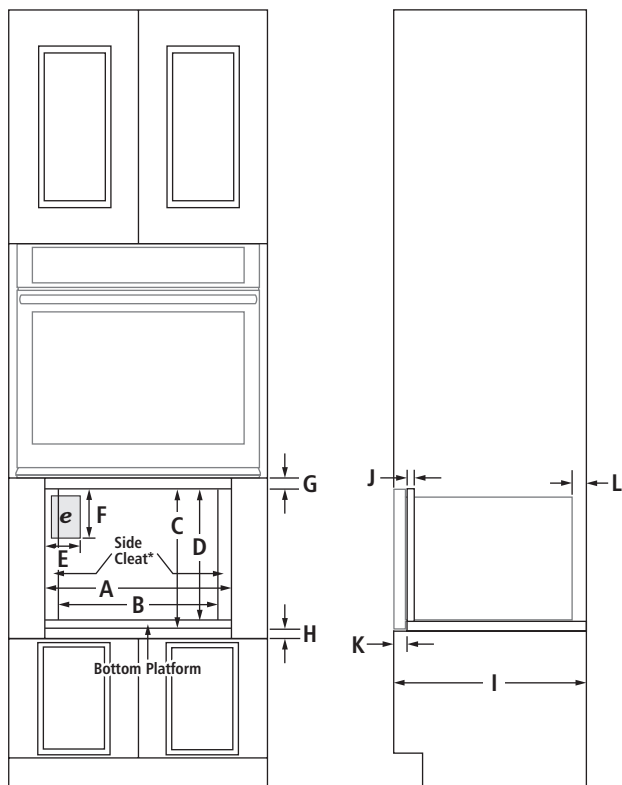
BACK VIEW

IMPORTANT: Dimensional specifications are provided for planning purposes only. Do not make any cutouts based on this information. Refer to the Installation Guide before selecting cabinetry, verifying electrical/gas connections, making cutouts or beginning installation. All Jenn-Air® appliances are appropriately UL, CUL or CSA approved.

UNDER COUNTER MICROWAVE OVEN WITH DRAWER DESIGN – FLUSH INSTALLATION

JMDFS24GS – 23⁷/₈" x 15¹³/₃₂" x 24⁹/₁₆"

OPENING/CLEARANCE DIMENSIONS



FRONT VIEW – INSTALLATION UNDER SINGLE OVEN

SIDE VIEW

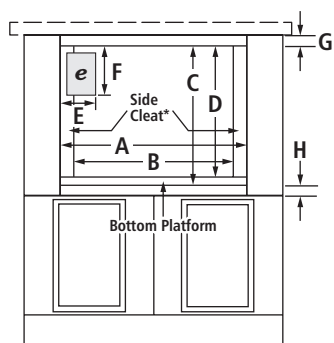
MODEL #		JMDFS24GS	
		in	cm
A	Width of cutout (min.-max.)	24 ³ / ₁₆ -24 ¹ / ₂	61.4-62.2
B	Width between side cleats	22 ¹ / ₈	56.2
C	Height of cutout	16 ⁷ / ₈	42.9
D	Height from top of cutout to platform	16 ¹ / ₈	41.0
E	Width of suggested electrical receptacle location	4 ¹ / ₂	11.4
F	Height of suggested electrical receptacle location	3	7.6
G	Top of cutout to bottom of oven (min.)	2	5.1
	Top of cutout to bottom of countertop (min.)	2	5.1
H	Bottom of cutout to top of cabinet door (min.)	2	5.1
I	Depth of cutout (min.) with flush receptacle	23 ¹ / ₂	59.7
	with non-flush receptacle	28	71.1
J	Depth of side cleat	1	2.5
K	Depth from face of cabinet to front of platform	1 ⁷ / ₈	4.8
L	Depth from back of installed microwave to back of cabinet	3 ¹ / ₂	8.9
e	Recommended electrical connection location		

ELECTRICAL REQUIREMENTS

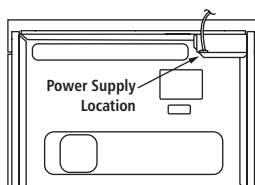
120 volt, 60 Hz, AC only, 15- or 20-amp fused, grounded circuit is required. A time-delay fuse or dedicated circuit is recommended. Do not use an extension cord.

LOCATION REQUIREMENTS

Support structure must be able to support 100 lb (45.4 kg) including microwave oven and contents.



FRONT VIEW – INSTALLATION UNDER COUNTERTOP



BACK VIEW

IMPORTANT: Dimensional specifications are provided for planning purposes only. Do not make any cutouts based on this information. Refer to the Installation Guide before selecting cabinetry, verifying electrical/gas connections, making cutouts or beginning installation. All Jenn-Air® appliances are appropriately UL, CUL or CSA approved.