

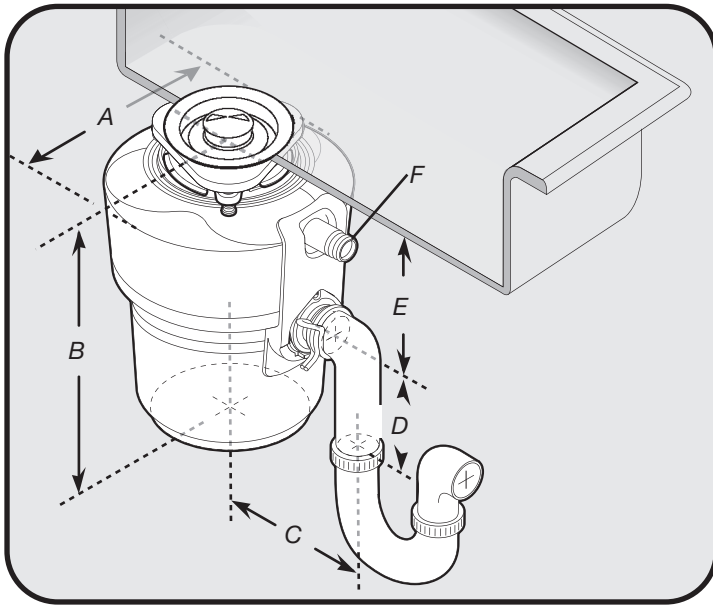
KitchenAid® Food Waste Disposer

PRODUCT MODEL NUMBER

KCDB250G KCDS100T
 KCDI075V KBDS100T
 KCDS075T

Electrical: This disposer is intended to be direct-wired to the electrical supply. If junction box is used, connect the junction box to the switch on a separate 15- or 20-amp 115 Volt circuit with the appropriate cable. (Use 14 gauge wire with 15-amp circuit, and 12 gauge wire with 20-amp circuit.) This disposer requires a switch marked "Off" position (wired to disconnect all ungrounded supply conductors) installed within sight of the disposer sink opening. (1 hp minimum rating.)

OVERALL DIMENSIONS



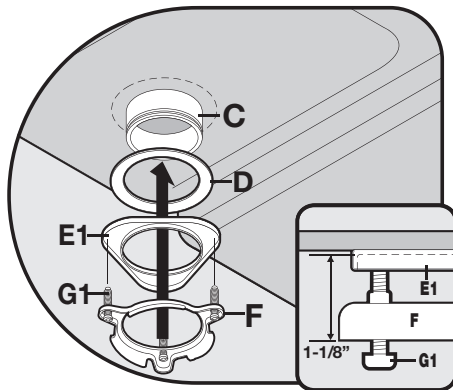
	KCDB250G	KCDI075V	KCDS075T	KCDS100T	KBDS100T
A	6 5/16" (16.0 cm)	8 1/2" (21.6 cm)	9" (22.9 cm)	9" (22.9 cm)	9" (22.9 cm)
B	11 3/8" (28.9 cm)	12 3/4" (30.5 cm)	12 3/4" (30.5 cm)	12 3/4" (30.5 cm)	12 3/4" (30.5 cm)
C	5 3/4" (14.6 cm)	5 3/4" (14.6 cm)	5 3/4" (14.6 cm)	5 3/4" (14.6 cm)	5 3/4" (14.6 cm)
D	4" (10.2 cm)	4" (10.2 cm)	4" (10.2 cm)	4" (10.2 cm)	4" (10.2 cm)
E	6" (15.2 cm)	6 11/16" (17 cm)	6 11/16" (17 cm)	6 11/16" (17 cm)	6 11/16" (17 cm)
F	Dishwasher Drain Connection				

Installations on thicker sinks (such as solid surface, porcelain, or cast iron) may require the use of alternate parts. See instructions below for installation with various thicknesses:

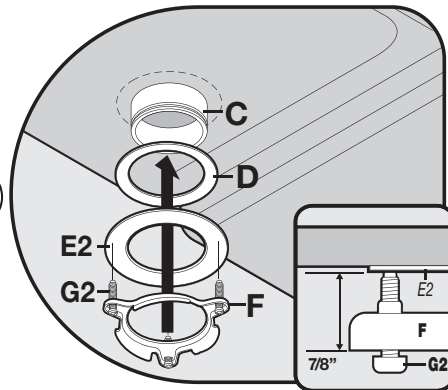
FIGURE A: Thin Sink
 All Models
 (< 3/8")

FIGURE B: Thick Sink
 All Models
 (> 3/8")

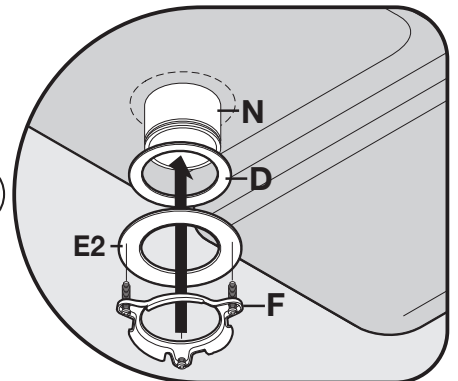
FIGURE C: Extra Thick Sink
 For Model KBDS100T Only
 (> 3/4")



or



or



For thin sinks insert fiber gasket (D), backup flange (E1) and mounting ring (F). Hold in place while inserting the snap ring.

For thick sinks insert fiber gasket (D), backup flange (E2) and mounting ring (F). Hold in place while inserting the snap ring.

For extra thick sinks use extended sink flange (N), to order in US call 1-800-422-1230, in Canada call 1-800-6777. Insert fiber gasket (D), backup flange (E2) and mounting ring (F). Hold in place while inserting the snap ring.

- C** = Standard Sink Flange
- G1** = 1 1/2" screws
- G2** = 1 1/8" screws