

KitchenAid® 30" (76.2 cm) and 36" (91.4 cm) Slide-Out Range Hood

PRODUCT MODEL NUMBERS

KXU2830YSS KXU2836YSS

Electrical: 120 volt, 60 Hz, AC only, 15-amp electrical supply.

VENTING REQUIREMENTS

- Vent system must terminate to the outside, except for non-vented (recirculating) installations.
- Do not terminate the vent system in an attic or other enclosed area.
- Do not use a 4" (10.2 cm) laundry-type wall cap.
- Use metal vent only. A rigid metal vent is recommended. Plastic or metal foil vent is not recommended.
- The length of the vent system and number of elbows should be kept to a minimum to provide efficient performance.

For the most efficient and quiet operation:

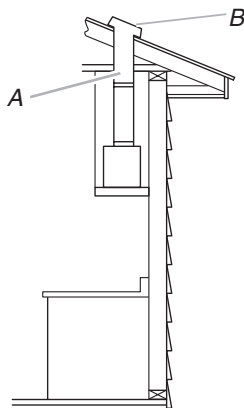
- Use no more than three 90° elbows.
- Make sure there is a minimum of 24" (61.0 cm) of straight vent between the elbows if more than 1 elbow is used.
- Do not install 2 elbows together.
- The vent system must have a damper. If the roof or wall cap has a damper, do not use the damper supplied with the range hood.
- Use clamps to seal all joints in the vent system.
- Use caulking to seal exterior wall or roof opening around the cap.
- The size of the vent should be uniform.

VENTING METHODS

This range hood is factory set for venting through the roof or through the wall.

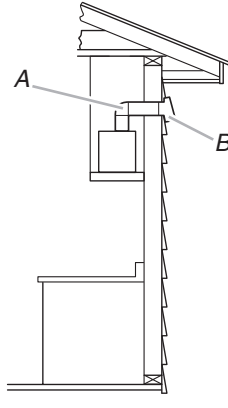
The vent system needed for installation is not included. A 6" (15.2 cm) round vent system is recommended.

Roof Venting



A. 6" (15.2 cm) vent through the roof
B. Roof cap

Wall Venting

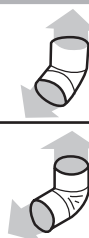


A. 6" (15.2 cm) vent through the wall
B. Wall cap

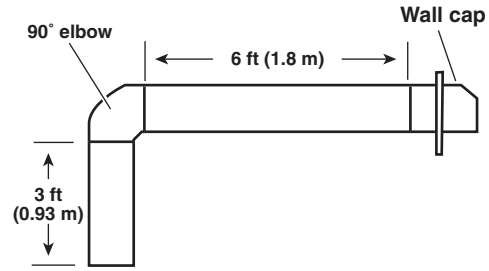
Calculating Vent System Length

To calculate the length of the system you need, add the equivalent feet (meters) for each vent piece used in the system.

Vent Piece	6" (15.2 cm) Round
45° elbow	2.5 ft (0.8 m)
90° elbow	5.0 ft (1.5 m)



Example vent system

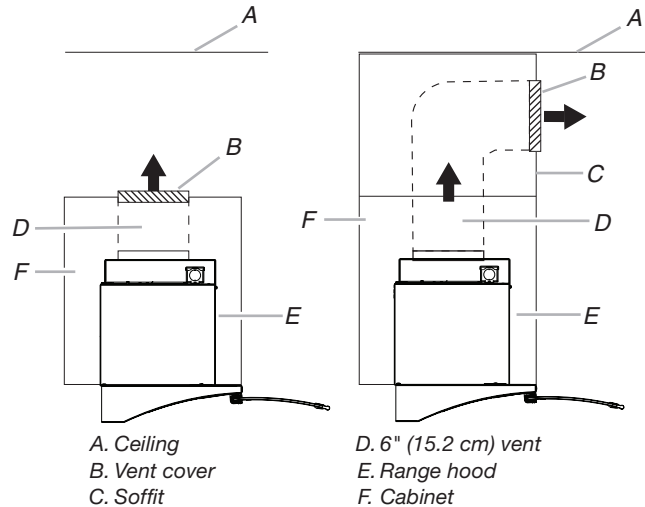


Maximum Length = 35 ft (10.7 m)

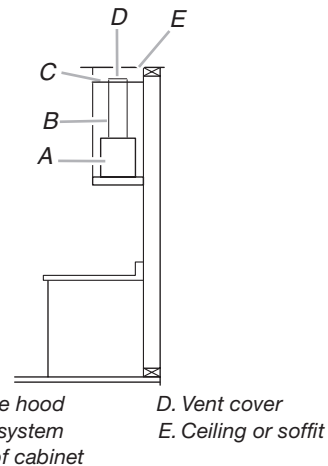
1 - 90° elbow	= 5.0 ft (1.5 m)
1 - wall cap	= 0.0 ft (0.0 m)
9 ft (2.8 m) straight	= 9.0 ft (2.8 m)
System length	= 14.0 ft (4.3 m)

Non-Vented (recirculating) Installations Through the Soffit/Cabinet

If it is not possible to vent cooking fumes and vapors to the outside, the range hood can be used in the non-vented (recirculating) version, using a charcoal filter. Recirculation Kit Part Number W10356918 is available from the dealer or an authorized parts distributor. Damper installation is not required.

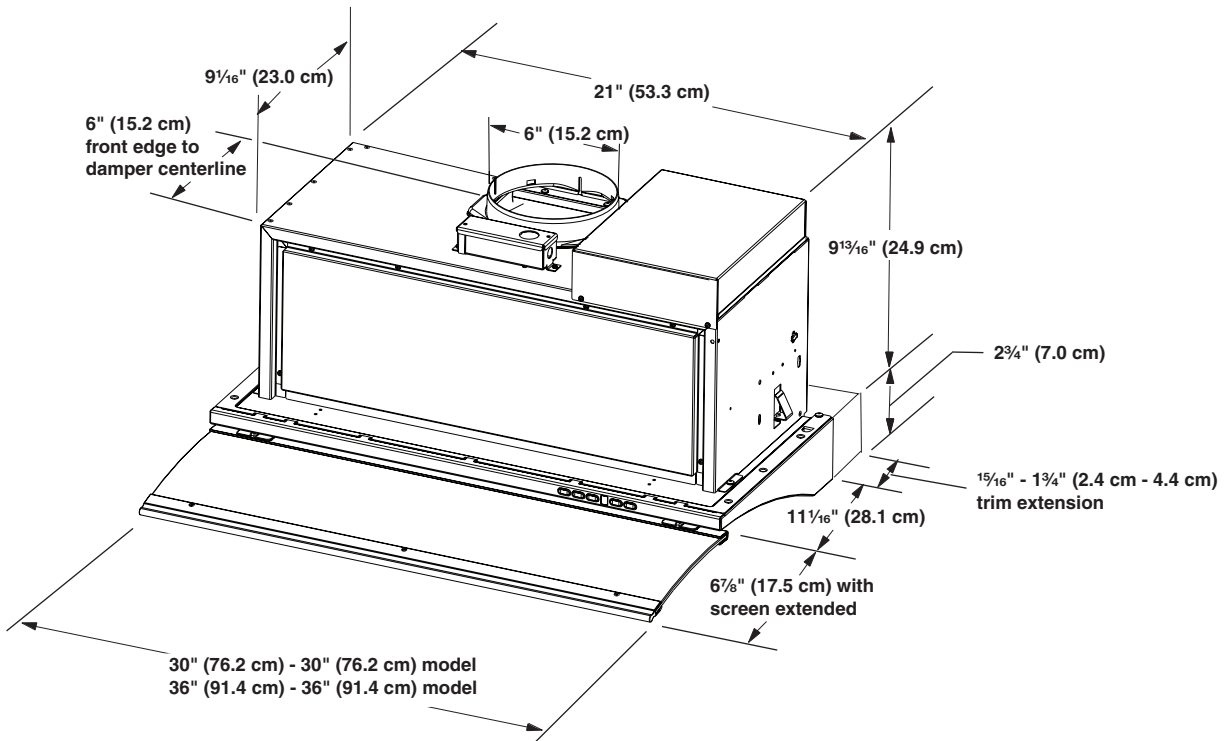


A. Ceiling
B. Vent cover
C. Soffit
D. 6" (15.2 cm) vent
E. Range hood
F. Cabinet

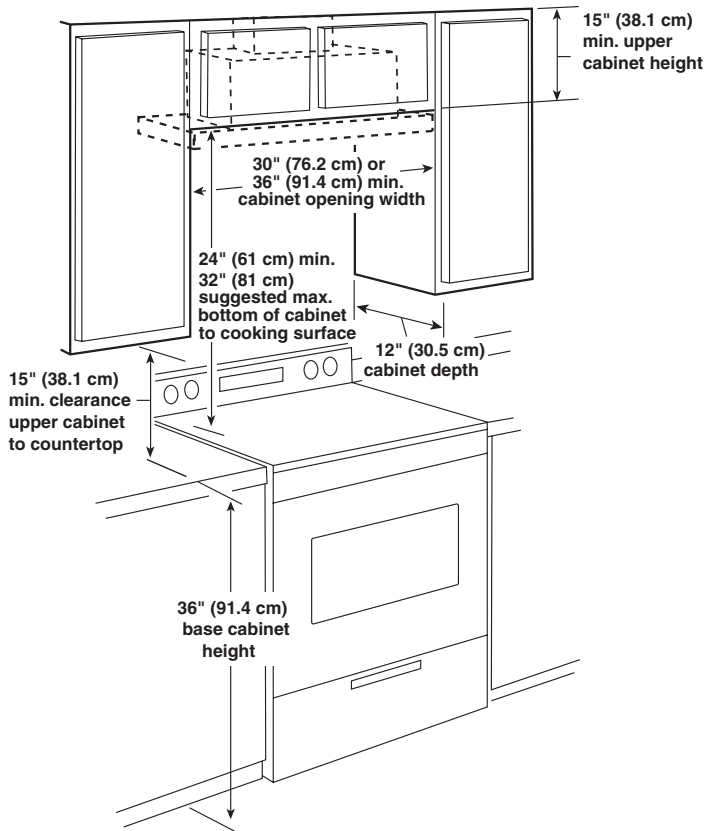


A. Range hood
B. Vent system
C. Top of cabinet
D. Vent cover
E. Ceiling or soffit

PRODUCT DIMENSIONS



CABINET DIMENSIONS



LOCATION REQUIREMENTS

IMPORTANT: Observe all governing codes and ordinances.

Have a qualified technician install the range hood. It is the installer's responsibility to comply with installation clearances specified on the model/serial rating plate. The model/serial rating plate is located behind the filter on the left rear wall of the range hood.

Range hood location should be away from strong draft areas, such as windows, doors, and strong heating vents.

Cabinet opening dimensions that are shown must be used. Given dimensions provide minimum clearance. Consult your cooktop/range manufacturer installation instructions before making any cutouts.

Grounded electrical outlet is required. See "Electrical Requirements" section.

The range hood is factory set for vented installations through the roof or wall. For non-vented (recirculating) installations see "Non-Vented (recirculating) Installation Through the Soffit/Cabinet" in the "Prepare Location" section. Recirculation Kit Part Number W10356918 is available from your dealer or an authorized parts distributor.

All openings in ceiling and wall where range hood will be installed must be sealed.

For Mobile Home Installations

The installation of this range hood must conform to the Manufactured Home Construction Safety Standards, Title 24 CFR, Part 328 (formerly the Federal Standard for Mobile Home Construction and Safety, title 24, HUD, Part 280) or when such standard is not applicable, the standard for Manufactured Home Installation 1982 (Manufactured Home Sites, Communities and Setups) ANSI A225.1/NFPA 501A*, or latest edition, or with local codes.