

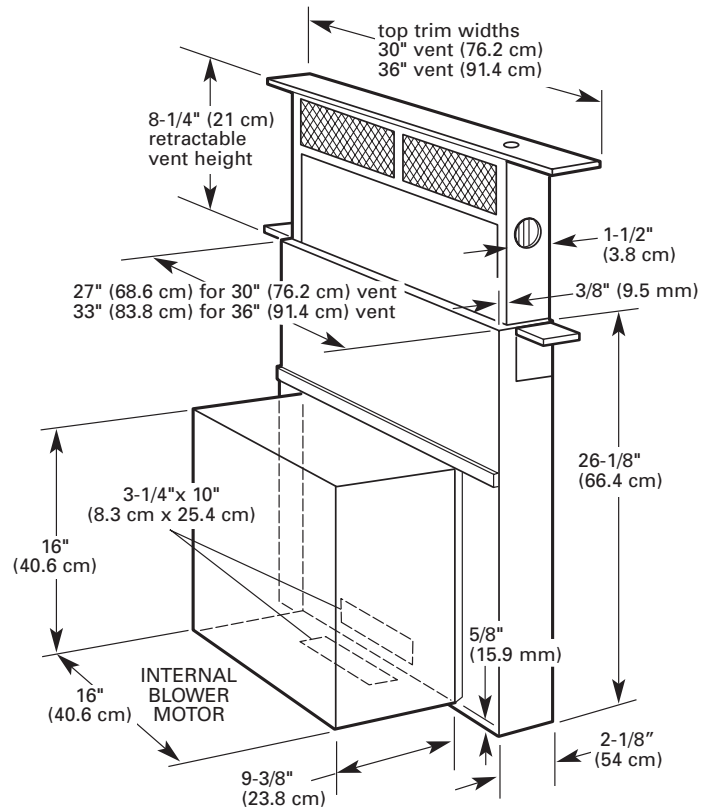
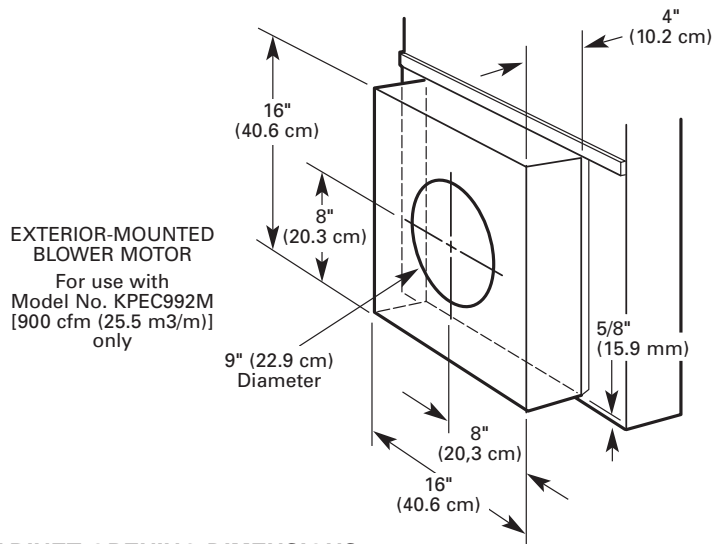
KitchenAid® Retractable Downdraft Vent System

PRODUCT MODEL NUMBERS

KIRD801H KIRD861H
 KIRD802H KIRD862H
 KIRD821H
 KIRD822H

Electrical: 120-volt, 60-Hz, AC-only, 15 amp electrical supply. Use copper wire only. A time-delay fuse or circuit breaker and separate circuit is recommended.

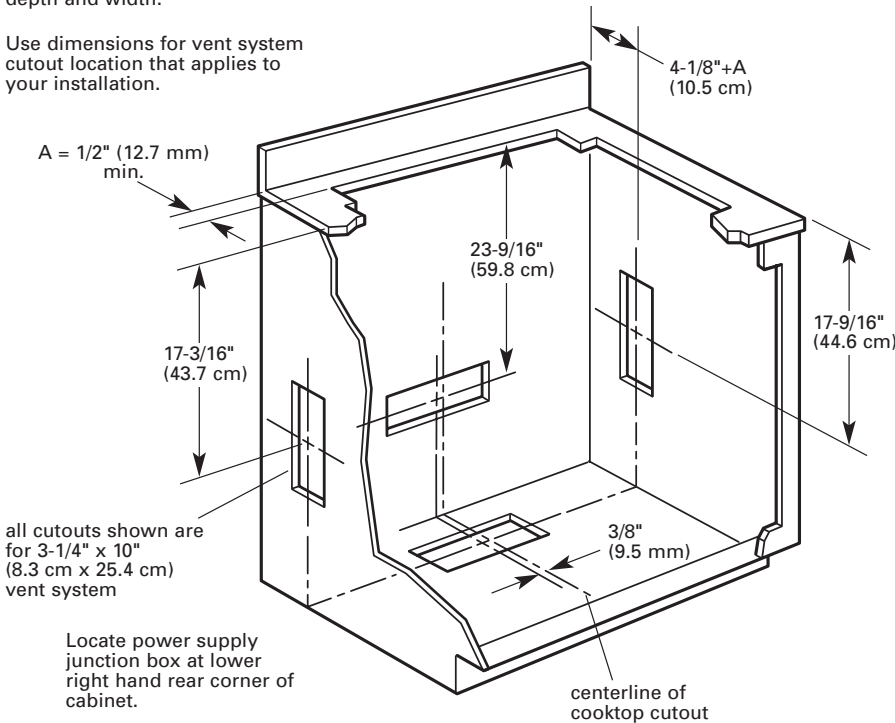
OVERALL DIMENSIONS



CABINET OPENING DIMENSIONS

See cooktop manufacturer's instructions for cooktop cutout depth and width.

Use dimensions for vent system cutout location that applies to your installation.



Vent system cutout dimensions for internal blower models only.
 Exterior mounted blower systems connect with 10" (25.4 cm) round vent. The cutout locations for this vent system will depend upon your specific installation.

Maximum length of vent system

Vent	Length
6" (15.2 cm) round	35 feet (8.9 m)
3-1/4" x 10" (8.3 cm x 25.4 cm)	35 feet (8.9 m)

For best performance, use no more than three 90° elbows. If more than one elbow is used, make sure that there is a minimum of 24" (61 cm) of straight vent between any two elbows. Do Not install two elbows together. It is recommended that you use round vent instead of rectangular vent, especially if elbows are required. If rectangular vent is required, it should be transitioned to 6" (15.2 cm) round vent as soon as possible.

Determining the length of system you need:

To calculate the length of system you need, add the equivalent feet for each vent piece that will be needed. See example for 6" (15.2 cm) round vent system.