

6.3 cu. ft. Induction Slide-in Range



- Induction Cooktop
- Built-in Air Sous Vide
- Built-in Air Fry
- ProBake® Convection
- InstaView® Window (WideView™)
- EasyClean® + Self Clean
- 4.3 kW Power Induction Element
- Glass Touch Controls
- 6.3 cu. ft. Large Capacity
- Storage Drawer
- LG ThinQ® Technology (Wi-Fi)



COLOR AVAILABILITY

- LSIS6338F – PrintProof™ Stainless Steel

CAPACITY

Oven Capacity	6.3 cu. ft.
Drawer Capacity	0.8 cu. ft.

OVEN FEATURES

Convection System	ProBake® Convection
Oven Cooking Modes	Bake, Conv. Bake, Conv. Roast, Broil High, Broil Low, Warm, Proof, Frozen Meal, Air Fry, Air Sous-Vide, EasyClean, Self Clean
Infrared Heating™ System	No
Air Sous Vide	Yes
Built-in Air Fry	Yes
Temperature Probe	Yes
Oven Racks	2 Heavy Duty, 1 Gliding, 1 Air Fry Tray
Number of Rack Positions	7
Broil Element	4,200W / 6 Pass
Convection Element	2,500W
Convection Conversion	Yes
EasyClean®	Yes
Self Clean	Yes
GoCook Smart Oven Light	Yes (1)
Door Lock	Yes
Automatic Safety Shut-Off	After 12 Hours

DRAWER FEATURES

Type	Storage
------	---------

COOKTOP FEATURES

Cooktop Type	Induction + Radiant
Number of Elements	5 (4 Induction; 1 Radiant)
Element Size / Wattage	
Left Front	8" – 3,200W (Boost) / 2,100W (Normal)

Left Rear	6" – 1,800W (Boost) / 1,300W (Normal)
Center	6" – 1,800W (Boost) / 1,300W (Normal)
Right Front	11" – 4,300W (Boost) / 2,400W (Normal)
Right Rear	6" – 100W Warming Zone
Hot Surface LED Indicator	Yes

CONTROLS

Cooktop Control Type	Front Control Illuminated LED Knobs
Oven Control Type	SmoothTouch™ Glass
Display	LED (White)
Language	English
Kitchen Timer	Yes
Timed Cook	Yes
Clock	12 Hr or 24 Hr (Option)
Temperature Unit of Measure	°F or °C
Cooking Complete Reminder Volume	High, Low, Off
Oven Control Lock	Yes

CONVENIENCE

ADA Compliant	Yes
Sabbath Mode	Yes (Star-K-Certified)

SMART FEATURES

Wi-Fi Enabled	Yes
ThinQ® Technology	Yes
ThinQ Care	Yes
Remote Monitoring	Yes
Voice Control	Amazon Alexa, Google Assistant
SmartDiagnosis™	Yes
3rd Party Recipe App	Yes (SideChef)

FINISHES AND APPEARANCE

Fingerprint & Smudge Resistant Exterior	Yes
Cooktop Finish	Black Ceramic Glass w/Gray Pattern
Handle / Knobs	Stainless Steel Appearance
Oven Door Feature	InstaView® + WideView™

TECHNICAL SPECS

Required Power Supply	120/208-240 V, 60 Hz, 3-Wire or 4-Wire
Minimum Circuit Rating	40 Amp
kW Rating at 208V	10.1 kW
kW Rating at 240V	11.9 kW
Power Cord	Not Included
Electrical Receptacle	4-Wire (14-50R) 3-Wire (10-50R)
Power Outlet Location	See Installation Diagram

INCLUDED ACCESSORIES

2 Heavy Duty Racks, 1 Gliding Rack, 1 Air Fry Tray, Temperature Probe, Rear Filler Kit, Cooktop Cleaner, Scouring Pad

OPTIONAL ACCESSORIES

Slide-in Range Filler Kit (Side Gaps) LSFL301S

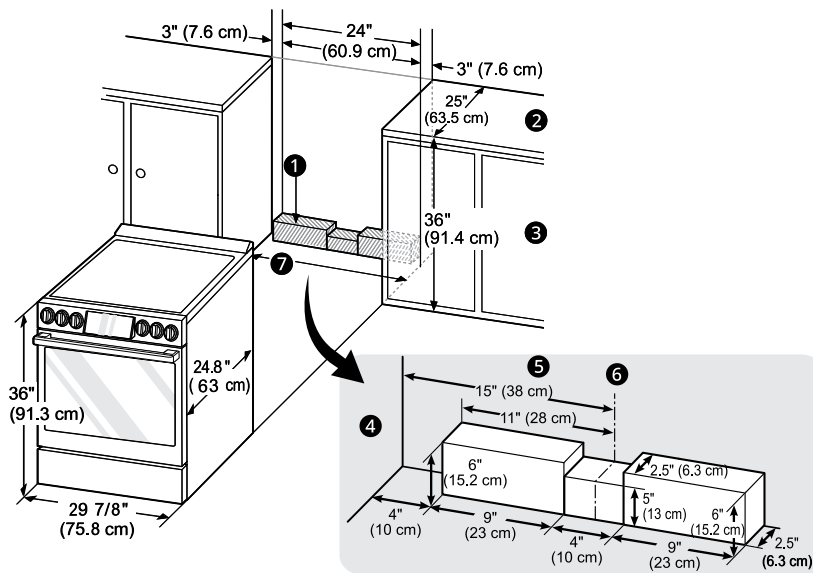
DIMENSIONS / CLEARANCES / WEIGHTS

Product Dimensions (W x H x D w/Handle)	29 7/8" x 37 1/4" x 29 3/8"
Product Height to Cooking Surface	36"
Cutout Dimensions (W x H x D)	30" x 36" x 25"
Carton Dimensions (W x H x D)	32 1/2" x 44" x 30 1/2"
Approx. Weight (Product / Carton)	197.6 lbs. / 235.4 lbs.

LIMITED WARRANTY

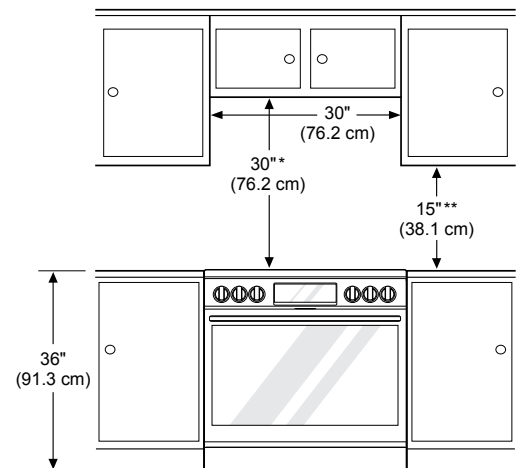
Parts and Labor	2 Years
-----------------	---------

DIMENSIONS / CLEARANCES



DIMENSIONS / CLEARANCES

1	Acceptable electrical outlet area
2	Normal counter top depth
3	Counter top height
4	Cabinet
5	Wall
6	Center
7	Cabinet Opening – 30" (76.2 cm)

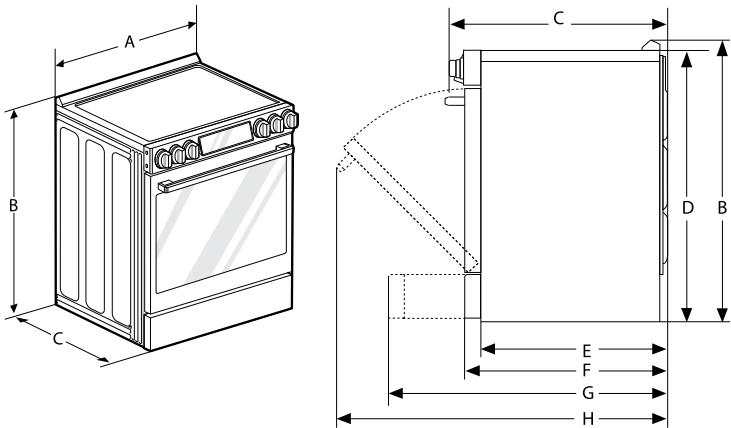


MINIMUM DIMENSIONS

*30" (76.2 cm) minimum clearance between the top of the cooking surface and the bottom of an unprotected wood or metal cabinet; or 24" (60.9 cm) minimum when bottom of wood or metal cabinet is protected by not less than 1/4" (6.4 cm) flame retardant millboard covered with not less than no. 28 MSG sheet steel, 0.015" (0.381 mm) stainless steel, 0.024" (0.610 mm) aluminum or 0.020" (0.508 mm) copper.

**15" (38.1 cm) minimum between countertop and adjacent cabinet bottom.

DIMENSIONS / CLEARANCES



DIMENSIONS / CLEARANCES

A	Width	29 7/8" (758.8 mm)
B	Height	37 1/4" (946 mm)
C	Depth (Includes Door Handle)	29 3/8" (745.2 mm)
D	Height (Excludes Vent Trim)	36" (913.0 mm)
E	Depth (Includes only the product body that is loaded into the cabinet. Excludes door, drawer, and handles)	24 3/4" (629.4 mm)
F	Depth (Excludes Door Handle)	26 7/8" (683 mm)
G	Depth when drawer is fully opened	36 1/16" (916.2 mm)
H	Depth when door is fully opened	48 5/8" (1235.9 mm)