

MONOGRAM 30" BUILT-IN DOUBLE OVEN

ZTD90DPSNSS



THE MONOGRAM STATEMENT COLLECTION

Edge-to-edge handles, polished stainless steel, and hand-finished edges convey a sense of solidity and beauty

LCD CONTROLS

Allow you to adjust oven settings with little effort

WIFI CONNECT

Perfectly in sync with a busy lifestyle, Alexa or Google Home can be used to control an array of oven functions from both inside and outside the home

PRECISION COOKING MODES

Master new recipes and perfectly execute favorite dishes using this ultra-smart system that automatically tracks cooking progress, modifies temperatures and adjusts cook times

SCAN-TO-COOK

Innovative and time saving, scan-to-cook technology ensures that packaged foods are always prepared correctly. A simple scan of the barcode with a smartphone delivers consistently, delicious results

TRUE EUROPEAN CONVECTION WITH DIRECT AIR

Channels heated air from the top of the oven and circulates it around food on all sides for perfectly uniform baking and roasting

10.0 CUBIC FOOT OVEN CAPACITY (5.0 EACH OVEN)

Easily accommodates even the largest meals

EXCLUSIVE SELF-CLEAN (2 FULL-EXTENSION, 4 REGULAR) OVEN RACKS

Glide in and out smoothly on stainless steel ball bearings, and are designed to be left in the oven during the self-clean cycle

TEN-PASS BAKE ELEMENT

Covers more surface area for more even baking results

EIGHT-PASS BROIL ELEMENT

Provides complete coverage and even browning, even for large dishes

SELF-CLEAN WITH STEAM CLEAN OPTION

Gives you flexible options for thorough oven cleaning



SPECIFICATIONS

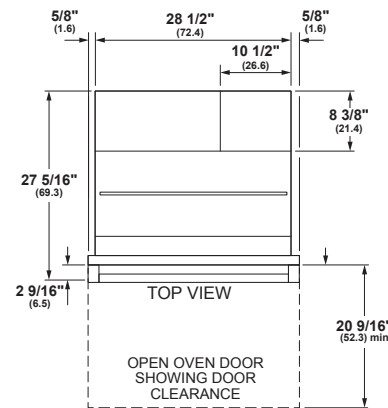
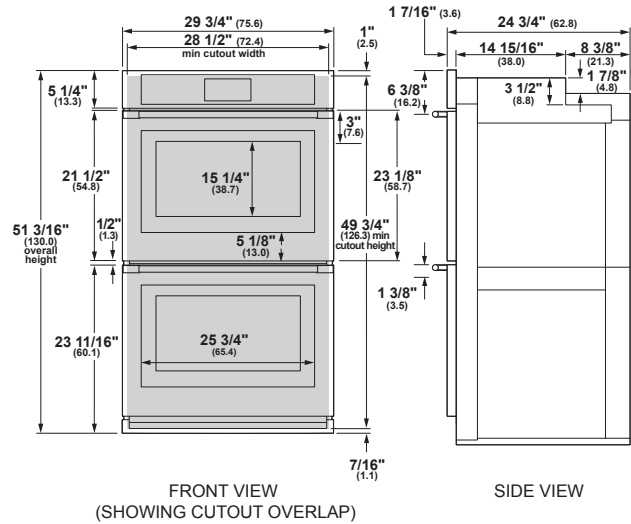
Overall Width	29 3/4" (75.6 cm)
Overall Height	51 3/16" (130.0 cm)
Overall Depth Including Handle	27 5/16" (70.6 cm)
Oven Door Clearance	20 9/16" (52.3 cm)
Overall Oven Interior Capacity	10.0 cu. ft. (283.2 liters)
Oven Interior Dimensions (W x H x D) each oven	25" x 17 3/8" x 20 1/4" (63.5 x 44.1 x 51.4 cm)
Minimum Cabinet Width*	30" (76.2 cm)
Minimum Cabinet Depth*	24" (61.0 cm)
Minimum Base Support	400 lbs. (181 kg)
Cutout Width*	28 1/2" (72.4 cm) Min 28 5/8" (72.7 cm) Max
Cutout Height*	49 3/4" (126.3 cm) Min 51 15/16" (131.9 cm) Max
Cutout Depth*	23 1/2" (59.7 cm) Min
Volts/Hertz/Amps	240/208 V AC, 60 Hz, 40A
Conduit Length	48" (72" available special order: WB18T10398)
Electrical Rating	6.8 kW at 208V 9.0 kW at 240V
Shipping Weight	330 lbs. (150 kg)

* Additional space will be needed for flush installation.

ATTENTION ELECTRICIAN:

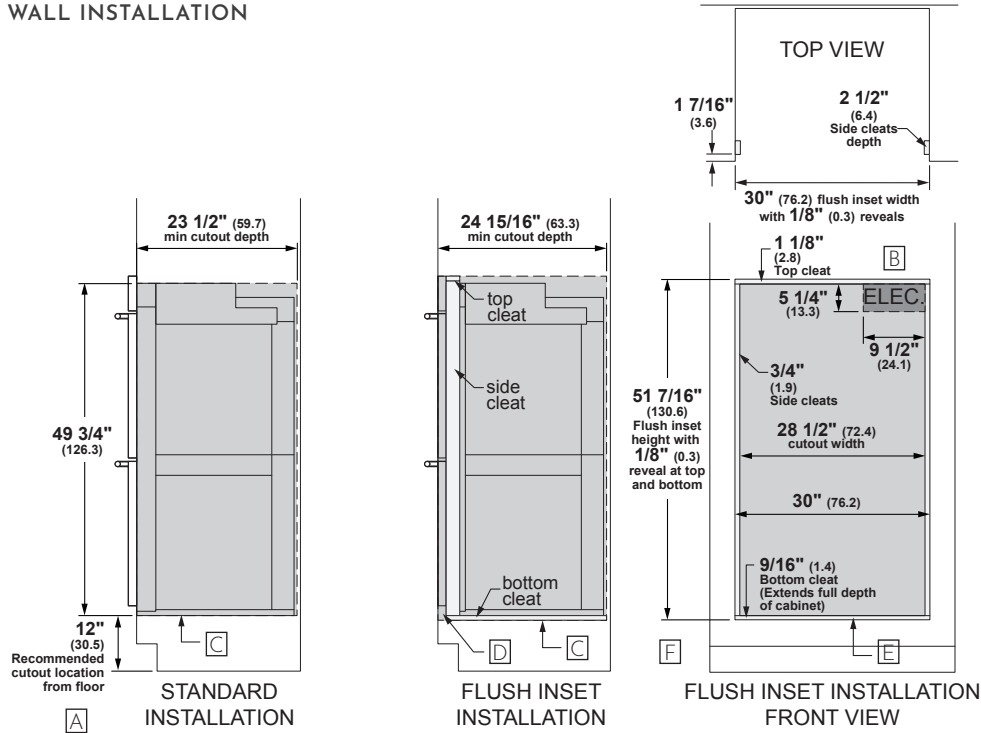
A 240/208V, 60Hz, 40 Amp circuit is required. An individual properly grounded branch circuit or circuit breaker is required. Hardware junction box is required for built-in product.

OVERALL DIMENSIONS



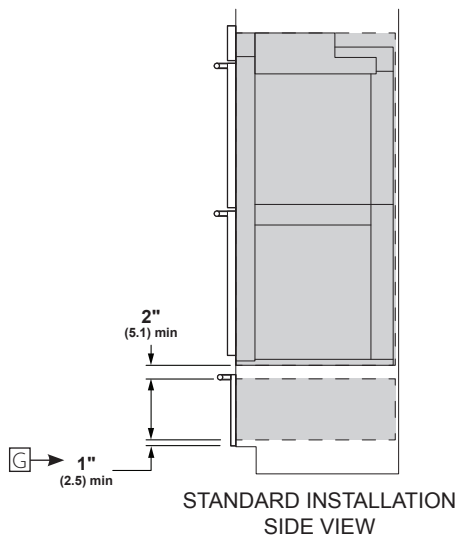
Dimensions in parentheses are in centimeters unless otherwise noted. Actual product dimensions may vary due to manufacturing tolerances.

WALL INSTALLATION



Allow 1/8" (0.3 cm) clearances from side edges of oven door.

INSTALLATION OVER WARMING DRAWER



For more details, refer to the installation instructions for this product on Monogram.com. Dimensions in parentheses are in centimeters unless otherwise noted.

HELPFUL TIPS

- A** Based on a user height of 5' 6" to 5' 10"
- B** Junction box location (May also be located in adjacent cabinet.)
- C** Platform must be able to support 400 lbs (181 kg)
- D** Cabinet surfaces must be an appearance finished surface for flush installation.
- E** Cleats may be visible and should be finished to match cabinetry.
- F** If using optional flush install vent trim accessory ZX30VT2, please adjust cutout height to 51-1/8" and bottom cleat height to 1/4".
- G** Dimension per Warming Drawer requirement