

MONOGRAM 30" INDUCTION PROFESSIONAL RANGE WITH 4 COOKTOP ELEMENTS

ZHP304ETVSS



ELEMENT POWER

7" Front Left Induction Element	2500W
7" Back Left Induction Element	2500W
11" Right Induction Element	3700W
6" Back Center Induction Element	1800W

4 INDUCTION COOKING ELEMENTS

Elevate your cooking experience with an induction cooktop that uses electromagnetic technology to provide rapid heat and quickly responds when you change the temperature for flawless results.

GLIDE TOUCH CONTROLS

Seamlessly swipe between 19 different heat settings for precise heat control on this easy-to-clean induction cooktop.

SYNCHRONIZED ELEMENTS

This luxury design allows you to connect and control two synchronized cooktop elements simultaneously to create a large cooking surface for griddles.

PRECISION TEMPERATURE CONTROL

Set your burner to an exact degree, not just high, medium or low, with Precision Temperature Control. Using a smart pan, the cooktop maintains a specific temperature – from 100 to 500 degrees. Perfect for sauces, candies and frying. Pan sold separately.

KEEP WARM SETTING

Luxury 7" elements feature a wide range of cooktop settings – from dedicated “Keep Warm” levels to the power to boil water.

CONTROL LOCK

Protect against unintentionally turning your elements on when they are not in use with additional safety details including a cooktop safety lock.

HOT SURFACE INDICATOR LIGHTS

Ascertain with a quick glance whether or not the elements are hot on this luxury induction cooktop that features hot surface indicator lights for added safety.

BUILT-IN WIFI, POWERED BY SMARTHQ™ APP

Designed with every detail in mind, this oven syncs with built-in WiFi, powered by the SmartHQ™ app, to control and manage your oven remotely with your smart device.

BETTER WHEN CONNECTED

Enjoy an elevated cooking experience when you use the downloadable upgrades to ensure maximum performance from your oven, including Hot Air Fry and Precision Cooking Modes.

HOT AIR FRY

Crisp foods to crunchy perfection with the Hot Air Fry mode, which is a premium feature for health-conscious cooks who desire fried foods without using oils or butter.

PRECISION OVEN MODES

Enjoy elevated dishes and simplify your cooking process with precision cooking modes that automatically track progress and make time and temperature changes for delicious results.

ARTICULATING 7" TOUCH LCD CONTROL

With a delicate touch, the articulating LCD screen swings out toward the user for an ergonomic experience before returning flush with the oven control panel when it is not in use.

MONOGRAM 30" INDUCTION PROFESSIONAL RANGE WITH 4 COOKTOP ELEMENTS

ZHP304ETVSS



ELEMENT POWER

7" Front Left Induction Element	2500W
7" Back Left Induction Element	2500W
11" Right Induction Element	3700W
6" Back Center Induction Element	1800W

CHEF CONNECT

Chef Connect provides a premium cooking experience that allows you to effortlessly synchronize a range of kitchen items such as the surface lights and vent when elements are on.

INDUSTRY EXCLUSIVE: CUSTOM COLOR LED ACCENT LIGHTING

For an elevated look, use the SmartHQ™ app to customize your accent lighting color and oven brightness to perfectly match the unique ambiance of your kitchen.

SEAMLESS GLASS COOKTOP

Meticulously crafted from one piece of glass, this seamless and stylish surface is easy to clean and beautiful to look at.

SOFT-CLOSE HINGES

Oven soft-close hinges ensure that the door always closes smoothly and quietly for a new level of kitchen refinement.

3 FULL-EXTENSION, SMOOTH-GLIDE, SELF-CLEAN OVEN RACKS

Enjoy the luxury of smooth-glide oven racks that can be left in the oven during the self-clean cycle as well as the convenience of full extension on smooth, stainless steel ball bearings for easy access.

MONOGRAM 30" INDUCTION PROFESSIONAL RANGE WITH 4 COOKTOP ELEMENTS

ZHP304ETVSS



SPECIFICATIONS

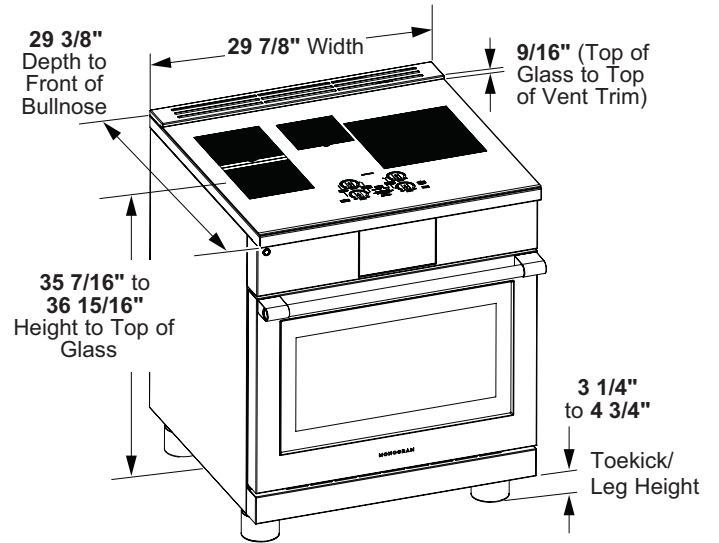
Overall Width	29 7/8" (75.9 cm)
Overall Height	36" (91.44 cm)
Overall Depth (to Front of Handle)	31 1/8" (79.1 cm)
Door Clearance	48 1/4" (122.5 cm)
Cutout Width	30" (76.2 cm)
Cutout Height	35 7/16"-36 15/16" (900-938 cm)
Shipping Weight	367 lbs
Unit Weight	311 lbs

ATTENTION ELECTRICIAN:

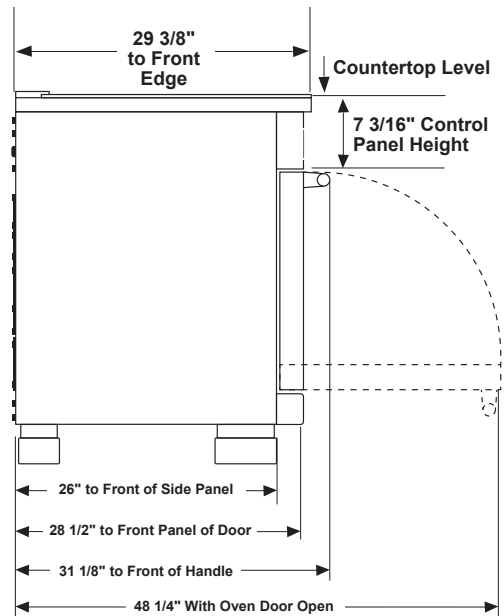
Electrical requirements: Ranges must be supplied with 208/240V, 60Hz, and connected to an individual, properly grounded branch circuit protected by a circuit breaker or time-delay fuse. Install a 40-amp minimum circuit for 30" range. See installation instructions for further details.

- Minimum recommended breaker size: 40A
- NEC Current Rating: 33.3A for 240V and 38.5A for 208V
- Max KW Rating: 12.4KW for 240V and 9.3KW for 208V

OVERALL DIMENSIONS



SIDE VIEW

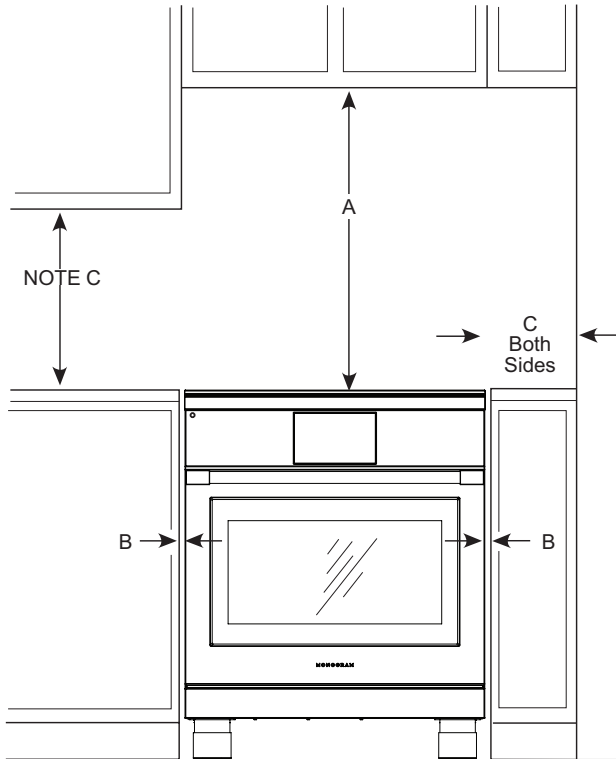


MONOGRAM 30" INDUCTION PROFESSIONAL RANGE WITH 4 COOKTOP ELEMENTS

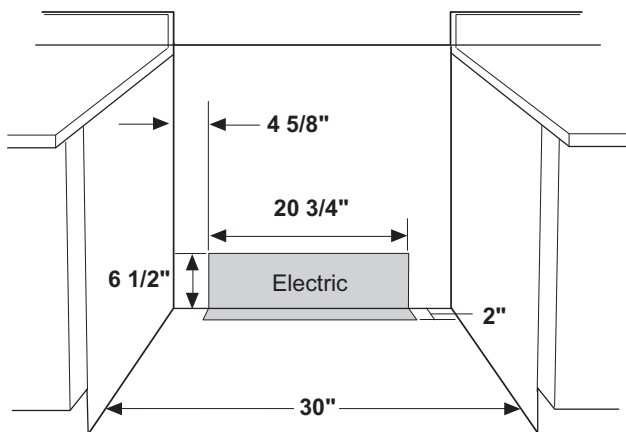
ZHP304ETVSS



DIMENSIONS AND INSTALLATION INFORMATION (IN INCHES)



UTILITY LOCATIONS



Locate electric as shown

HELPFUL TIPS

INSTALLATION INFORMATION

Before installing, consult installation instructions packed with product or online at Monogram.com for current dimensional data. A suitable overhead vent hood is recommended for all models.

Make sure the wall covering, countertop, flooring and cabinets around the range can withstand the heat (up to 200°F) generated by the range.

A. Above range: Allow 30" minimum clearance between surface units and bottom of unprotected wood or metal cabinet, or allow a 24" minimum when bottom of wood or metal cabinet is protected by no less than 1/4" thick flame-retardant millboard covered with not less than No. 28 MSG sheet metal (.015"), .015" thick stainless steel, .024" aluminum or .020" copper.

B. Adjacent to range below the cooktop: This appliance has been approved for 0" spacing to adjacent surfaces below the cooktop.

C. Adjacent to range above the cooktop: This appliance has been approved for 0" spacing to adjacent surfaces above the cooktop. However, a 6" minimum lateral spacing to surfaces less than 15" above the cooktop is recommended to reduce exposure to steam, grease splatter and heat.

To reduce the risk of burns or fire when reaching over hot surface elements, cabinet storage space above the cooktop should be avoided. If cabinet storage space is to be provided above the cooktop, the risk can be reduced by installing a range hood that projects at least 5" beyond the front of the cabinets. Cabinets installed above the cooktop must be no deeper than 16".

ADVANCE PLANNING

Refer to dimensional drawings for appropriate placement and necessary clearances when planning the installation.