

# MONOGRAM 30" BUILT-IN 5-IN-1 OVEN WITH ADVANTIUM® TECHNOLOGY 240V ZSB9232VSS



NOTE: Please refer to installation instructions for complete information on installation details and configuration options.

## THE STATMENT COLLECTION

Streamlined design and precisely machined metals create a contemporary yet functional aesthetic

## 5-IN-1 OVEN WITH ADVANTIUM™ TECHNOLOGY

Revolutionize your cooking experience with the Monogram 5-in-1 Oven, powered by Advantium Technology. This multifunctional appliance serves as a convection oven, toaster oven, warming/proofing oven, precision cook oven, and microwave—all in one sleek unit. Achieve restaurant-quality results with minimal effort, making every meal a culinary masterpiece.

## SPEEDCOOK MODES

Achieve oven-quality results two to eight times faster than a conventional oven as True European Convection, microwave energy and light work together to provide the exact amount and type of heat your food needs, precisely when it needs it

## IN-OVEN CAMERA

Stay connected to your culinary creations, no matter where you are. The built-in in-oven camera, accessible via the SmartHQ app, lets you monitor the progress of your dishes remotely, providing peace of mind and control at your fingertips.

## SPACIOUS INTERIOR

Designed for everyday convenience, the oven's generous 1.7 cu ft capacity easily fits a 9"x13" casserole dish on its turntable. This ample space allows for versatile cooking while keeping your countertops free from clutter.

## WIFI CONNECTED

Continuously improve your kitchen capabilities with over-the-air updates that ensure your appliance stays ahead of the curve, offering more functionality and features over time.

## 175 PREPROGRAMMED RECIPES

Explore endless culinary possibilities with over 175 pre-set food selections. The ability to add up to 30 custom recipes further personalizes your cooking experience, ensuring every dish is tailored to your taste.

## LCD TOUCHSCREEN CONTROL DISPLAY

The vibrant 7" LCD touchscreen provides an intuitive interface for selecting cooking modes, adjusting settings, and viewing recipes. Its sleek design adds a modern touch to your kitchen while enhancing usability.

## COOKWARE ACCESSORIES

Enhance your cooking versatility with a range of included accessories. The metal flat and grill trays are perfect for Speedcook, broil, toast, warm, and convection bake functions, while the wire rack allows for efficient two-level convection baking.

## SEAMLESS INSTALLATION

Achieve a sleek, built-in look with flexible installation options. The oven can be flush-installed in a standard 30" wall cabinet, seamlessly integrating into your kitchen's design.

## ENHANCED DAILY FUNCTIONALITY

Simplify your day with practical features designed for busy lifestyles. Steam cleaning, favorite settings, a kitchen timer, and countdown cook time make your culinary tasks more efficient and enjoyable.



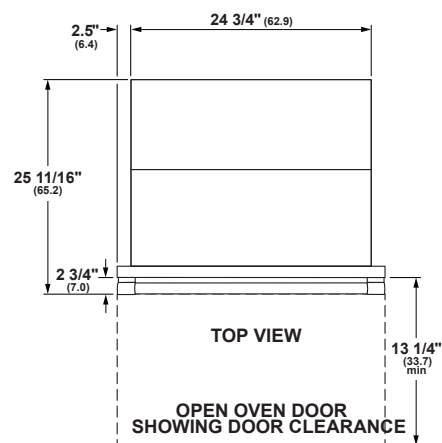
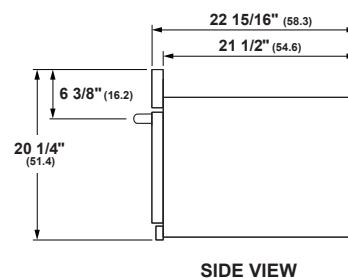
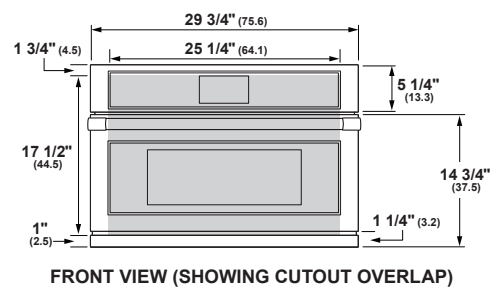
## SPECIFICATIONS

Overall Width	29 3/4" (75.6 cm)
Overall Height	20 1/4" (51.4 cm)
Overall Depth (includes control panel thickness)	22 15/16" (58.3 cm)
Oven Door Clearance	13" (33.0 cm)
Overall Oven Interior Capacity	1.7 cu. ft.
Oven Interior Dimensions (W x H x D)	20 1/16" x 8 1/2" x 17" (51 cm x 21.6 cm x 43.2 cm)
Minimum Cabinet Width	30" (76.2 cm)
Minimum Cabinet Depth	23 1/2" (59.7 cm)
Minimum Base Support	130 lbs (59 kg)
Cutout Width	25 1/4" (64.1 cm)
Cutout Height	17 1/2" (44.5 cm)
Cutout Depth	23 1/2" (59.7 cm) Min
Voltz/Hertz/Amps	240/208V AC, 60 Hz, 30A
Power Cord Length	48" (121.9 cm)
Electrical Rating	4.72 kW at 208V 6.3 kW at 240V
Total Amps	30A
Shipping Weight	115.4 lbs (52.3 kg)

## ATTENTION ELECTRICIAN:

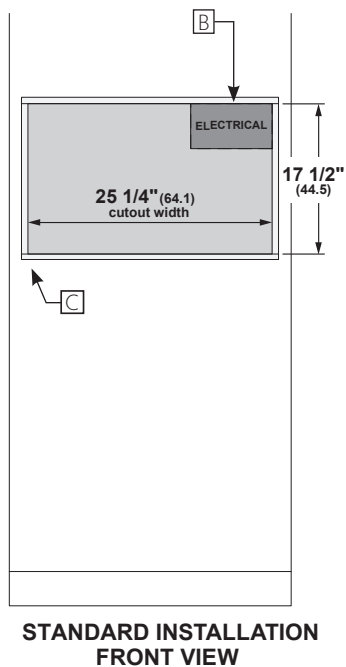
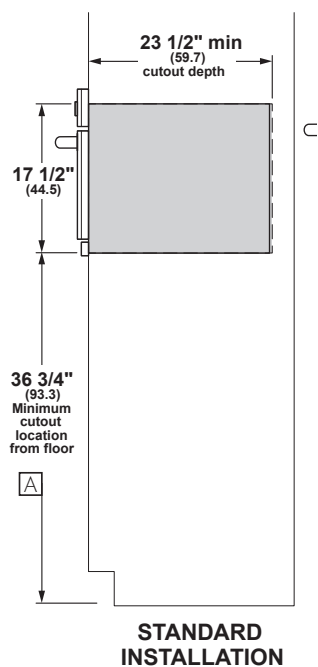
A 240/208V, 60Hz, 30 Amp circuit is required. An individual properly grounded branch circuit or circuit breaker is required. Hardware junction box is required for built-in product.

## OVERALL DIMENSIONS



Dimensions in parentheses are in centimeters unless otherwise noted. Actual product dimensions may vary due to manufacturing tolerances.

## WALL INSTALLATION



## HELPFUL TIPS

- A** Based on a user height of 5' 6" to 5' 10"
- B** Junction box location (May also be located in adjacent cabinet.)
- C** Platform must be able to support cabinet load, weight of oven, and additional oven loads

For more details, refer to the installation instructions for this product on Monogram.com. Dimensions in parentheses are in centimeters unless otherwise noted.