

# MONOGRAM 18" INTEGRATED FREEZER

ZIF181NPNII



## FULLY INTEGRATED COLUMN DESIGN

With concealed hinge offers a look of seamless perfection that installs flush with surrounding cabinetry

## PANEL-READY EXTERIOR WITH SIX-WAY ADJUSTABILITY

Accepts Statement or Minimalist Collection stainless steel panels ordered separately from Monogram or custom panel & handle from your cabinet maker

## RETROFIT CAPABILITY

Allows you to replace a 48" or 42" built-in side-by-side refrigerator with two column refrigerators with no cabinet or electrical modifications

## FINELY CRAFTED, ADJUSTABLE ALUMINUM DOOR BINS WITH GLASS ACCENTS

Offer easy access to quick-grab items

## ADJUSTABLE, HYDROPHOBIC, SPILL-RESISTANT GLASS SHELVES WITH INTEGRATED LED LIGHTING

Provide convenient storage and a clean appearance

## REMOTE CONNECTIVITY VIA WIFI

Allows you to wirelessly control freezer settings from your smartphone, using an available app

## REMOVABLE ICE STORAGE AND MULTIPLE SLIDE-OUT BINS

Provide added convenience

## WATER FILTRATION SYSTEM

Supplies you with clean, fresh-tasting ice cubes

## UPFRONT, ELECTRONIC-TOUCH CONTROLS

Make it easy to adjust climate settings to create ideal food storage conditions

## RAMP-UP LED INTERIOR LIGHTING

Throughout the freezer compartment accentuates the sophisticated interior and allows easy viewing of contents

## DEDICATED EVAPORATOR SEALED SYSTEM

Helps maintain a precise temperature throughout the freezer compartment

## SABBATH MODE

Designed to disable functions in accordance with Sabbath-observing practices



## SPECIFICATIONS

Overall Width	17 9/16" (44.6 cm)
Overall Height	83 1/2" (212.1 cm)
Overall Depth	24 3/4" (62.9 cm)
Door Clearance at 90°	21 3/8" (54.3 cm)
Cutout Width	17 13/16" (45.2 cm)
Cutout Height	84" (213.4 cm)
Cutout Depth	25" (63.5 cm)
Plumbing Requirements	GE SmartConnect kit
Net Weight (approx)	370 lb (167.8 kg)

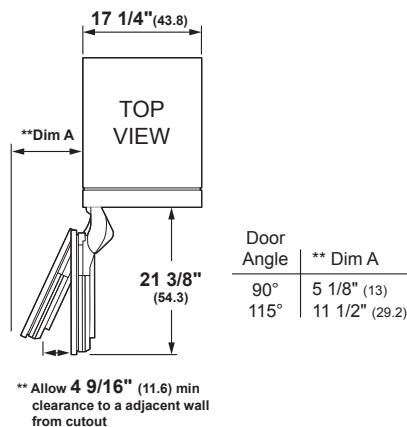
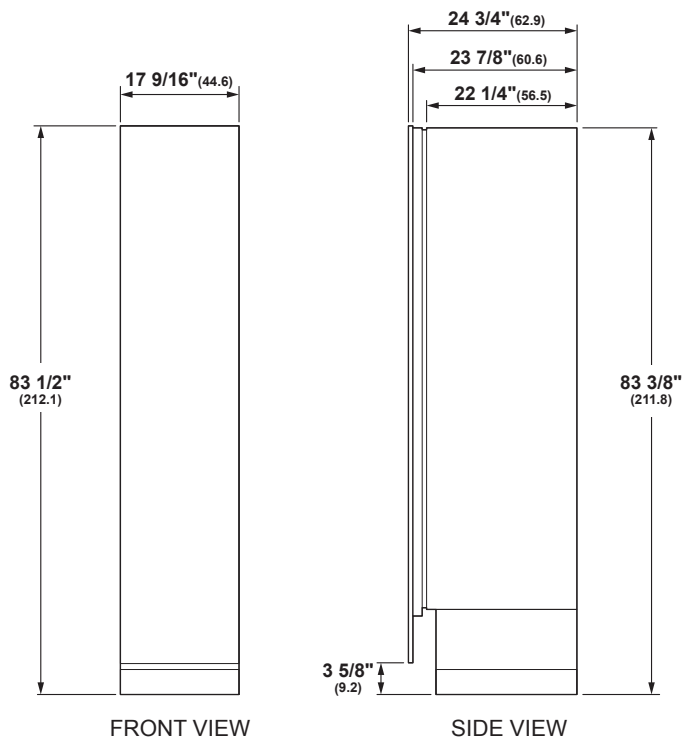
## ATTENTION ELECTRICIAN:

A 115 volt 60Hz., 15 or 20 amp power supply is required. An individual properly grounded branch circuit or circuit breaker is recommended. For multiple unit installation, each unit requires separate individually properly grounded circuit or breaker and separate properly grounded 3-prong electrical receptacle recessed.

## ⚠ WARNING:

When installing appliance, you must use and follow the product installation instructions. These can be found with unit or on web at [monogram.com](http://monogram.com).

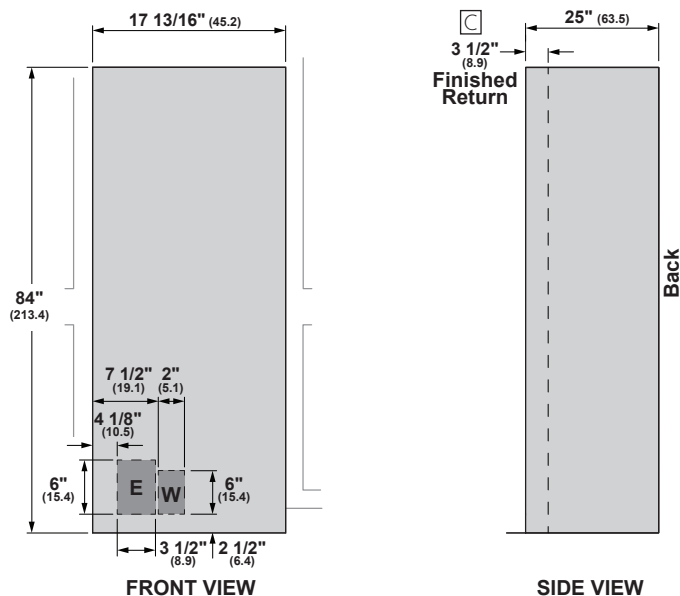
## OVERALL DIMENSIONS



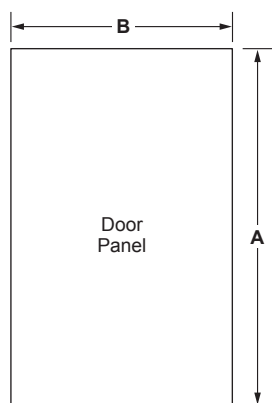
\*\* Dimensions based on handle height of 2 9/16" (6.5)

Dimensions in parentheses are in centimeters unless otherwise noted. Actual product dimensions may vary due to manufacturing tolerances.

## SINGLE INSTALLATION



## FLUSH 3/4" PANEL DIMENSIONS SINGLE INSTALLATION



### PANEL DIMENSIONS

A	B
79 7/8"	17 9/16"

## INTEGRATED INSTALLATION

### HELPFUL TIPS

- ☐ A minimum 3 1/2" (8.9) finished return matching cabinet exterior recommended on interior on all sides and top at front of opening
- Trimmed freezers are designed to be customized with decorative panels. Field-installed 3/4" custom door panels are required.
- Maximum total panel weight:  
 Door panel – 45 lbs.  
 Note: For panels constructed with rails and stiles (5-panel), the rails and stiles must be a minimum of 2" wide.
- For Custom Panels: Use templates provided with units to pre-drill holes for mounting panel brackets (provided with unit). Adjustment screws and instructions also provided with units.
- Requires custom handle from cabinet maker.
- Stainless steel handle and panel options:  
 ZK1SN189NLH: Left-hand 18" stainless steel door panel  
 ZK1SN184NRH: Right-hand 18" stainless steel door panel  
 ZKSP1H1CN: Minimalist handle for stainless steel panels only  
 ZKSP1H1PN: Statement handle for stainless steel panels only

### WARNING:

When installing appliance, you must use and follow the product installation instructions. These can be found with unit or on web at [monogram.com](http://monogram.com).

This document is intended for cabinet and panel construction only.



18" INTEGRATED FREEZER, ZIF181NPNII AND  
24" INTEGRATED REFRIGERATOR, ZIR241NPNII



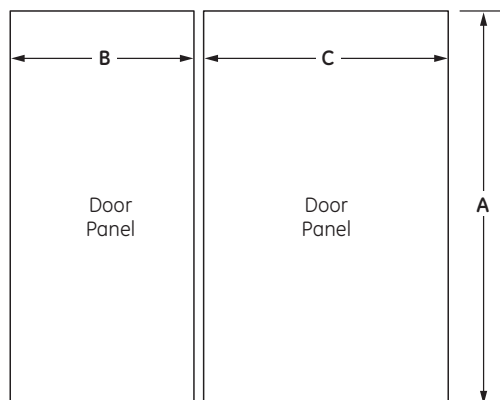
18" INTEGRATED FREEZER, ZIF181NPNII AND  
30" INTEGRATED REFRIGERATOR, ZIR301NPNII



## HELPFUL TIPS

- A** A separate 115V, 60Hz, 15- or 20-amp power supply is recommended for each product.
- B** Cutout based on installation of two products with a left-and-right-hand door swing.
- C** A minimum 3 1/2" (8.9) finished return matching cabinet exterior recommended on interior on all sides and top at front of opening

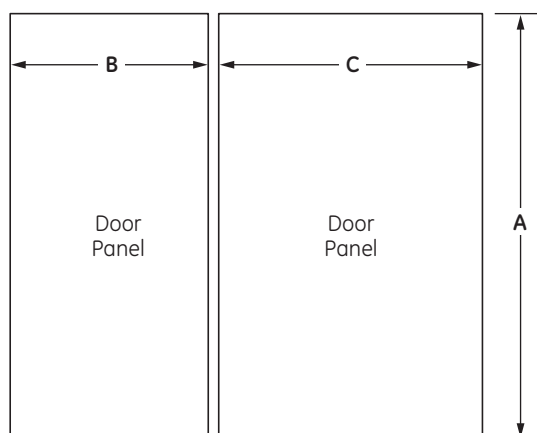
**FLUSH 3/4" PANEL DIMENSIONS DUAL  
INSTALLATION WITH 18" FREEZER, ZIF181NPNII  
AND 24" REFRIGERATOR, ZIR241NPNII**



**PANEL DIMENSIONS**

A	B	C
79 7/8"	17 9/16"	23 9/16"

**FLUSH 3/4" PANEL DIMENSIONS DUAL  
INSTALLATION WITH 18" FREEZER, ZIF181NPNII  
AND 30" REFRIGERATOR, ZIR301NPNII**



**PANEL DIMENSIONS**

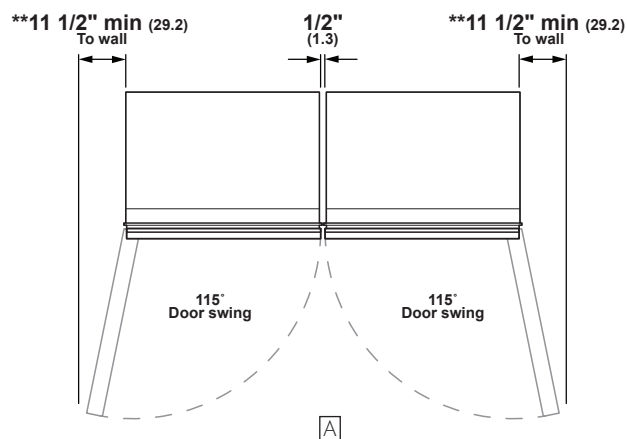
A	B	C
79 7/8"	17 9/16"	29 9/16"

**INTEGRATED INSTALLATION**

**HELPFUL TIPS**

- Trimmed freezers are designed to be customized with decorative panels. Field-installed 3/4" custom door panels are required.
- Maximum total panel weight: 45 lbs  
Note: For panels constructed with rails and stiles (5-panel), the rails and stiles must be a minimum of 2" wide.
- For Custom Panels: Use templates provided with units to pre-drill holes for mounting panel brackets (provided with unit). Adjustment screws and instructions also provided with units.
- Requires custom handle from cabinet maker.
- Stainless steel handle and panel options:  
ZK1SN189NLH: Left-hand 18" stainless steel door panel  
ZK1SN184NRH: Right-hand 18" stainless steel door panel  
ZK1SN249NLH: Left-hand 24" stainless steel door panel  
ZK1SN244NRH: Right-hand 24" stainless steel door panel  
ZK1SN309NLH: Left-hand 30" stainless steel door panel  
ZK1SN304NRH: Right-hand 30" stainless steel door panel  
ZKSP1H1CN: Minimalist handle for stainless steel panels only  
ZKSP1H1PN: Statement handle for stainless steel panels only
- Dual installation full width toekick options:  
ZKK42P: 42" stainless toekick  
ZKK48P: 48" stainless toekick

## DUAL PRODUCT CLEARANCES



\*\* Dimensions based on handle height of 2 9/16" (6.5)

## INTEGRATED INSTALLATION

### HELPFUL TIPS

- A In a side-by-side installation of a left-and-right-hand door swing product, 1/2" clearance between the units is required. Also required is Side-by-Side Heater/Dual Installation Kit, ZKUN