

# DW80K5050UG

# SAMSUNG

## Black Stainless Dishwasher with StormWash™



### Signature Features

#### StormWash™

- Heavy-duty wash system makes pre-rinsing unnecessary.
- Powerful rotating spray jets positioned to clean dishes at every angle.
- Simply place hard-to-clean items above the StormWash™ nozzle on the bottom rack and it scrubs them for you.




#### AutoRelease™ Door

- Door opens automatically at end of cycle to provide better and faster drying.

#### Light Indicator

- Indicates whether it's running and can be seen from across the room.

### Available Colours

-  Black Stainless Steel
-  Stainless Steel
-  White



AutoRelease™ Door



StormWash™

### Features

- StormWash™ Heavy Duty Wash System
- AutoRelease™ Door
- Light Indicator
- Digital Leakage Sensor
- Four-Layer, Insulated Door
- FlexLoad™ Racking System
- Touch Control
- Half-Load Cycle
- One-Touch Adjustable Racking System
- Quiet Operation – 48 dBA
- Full Stainless Steel Interior
- Hidden Heating Element
- 15 Place Settings
- Hard Food Disposer Cleaning System
- 3 Spray Wash Arms - Upper, Middle, Lower
- 6 Wash Cycles and 6 Wash Options
- 2 Silverware Baskets

### Convenience

- Control Lock
- Rinse Refill Indicator
- Cycle Progress Indicator
- Last Cycle Memory
- Self-Cleaning Filtration System
- Six Sensors - Digital Water Leakage, Overflow, Sanitize, Turbidity, Water Fill, Rinse Refill



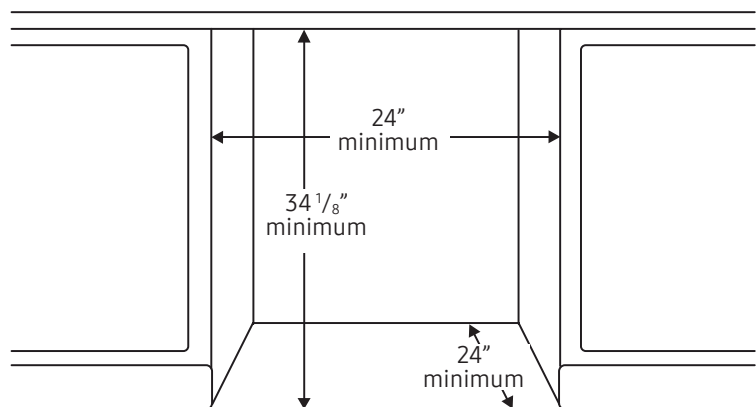
ENERGY STAR®-rated:  
265 kWh/yr

# DW80K5050UG

# SAMSUNG

## Black Stainless Dishwasher with StormWash™

### Installing Your Dishwasher

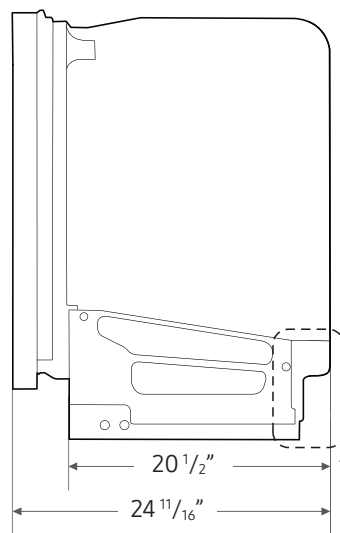


#### Features

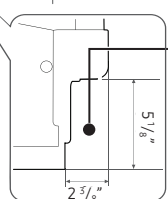
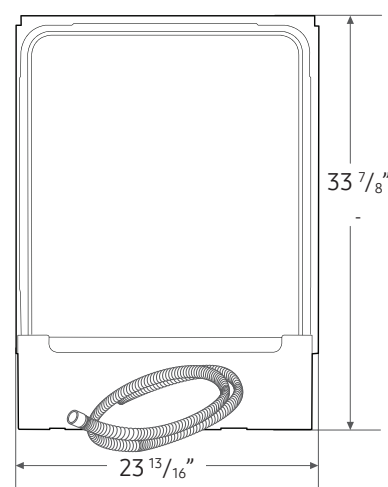
- 6 Wash Cycles:
  - Auto
  - Heavy
  - Normal,
  - Express 60
  - Delicate
  - Rinse Only
- 6 Wash Options:
  - StormWash™
  - Lower Rack Wash
  - Sanitize (Anti-Bacterial-NSF)
  - Hi-Temp Wash
  - Delay Start
  - Control Lock
- 2-Stage Filtration
- Hidden Heat Element
- Stainless Steel Interior Tub

### Dimensions

Side View



Rear View



The water supply line, power cable and drain hose should go through this space behind the dishwasher. Then, the power cable run in channels under the dishwasher to connections in the front.

#### Convenience

- Control Lock
- Digital Water Leakage Sensor: Detects water leaks before they happen and shuts off the dishwasher to prevent water damage
- Nylon Racking
- Upper Rack: 2 Cup Shelves, Adjustable Tines
- Lower Rack: Removable Tines
- 2 Silverware Baskets

#### Warranty

One (1) Year All Parts and Labour  
Five (5) Year Limited on Printed Circuit Board and Interior Nylon Racks  
Lifetime Limited Warranty on Stainless Steel Door Liner and Tub for Leakage

#### Product Dimensions & Weight (WxHxD)

Dimensions: 23 <sup>4</sup>/<sub>5</sub>" x 33 <sup>4</sup>/<sub>5</sub>" - 35 <sup>4</sup>/<sub>5</sub>" x 24 <sup>4</sup>/<sub>5</sub>"  
Weight: 95 lbs. (43 Kg)

#### Shipping Dimensions & Weight (WxHxD)

Dimensions: 26" x 35" x 29 <sup>1</sup>/<sub>2</sub>"  
Weight: 106 lbs. (48 Kg)

Colour	Model #	UPC Code
Black Stainless Steel	DW80K5050UG	887276255750
Stainless Steel	DW80K5050US	887276166407
White	DW80K5050UW	887276166421