

# DVE52M7750P

SAMSUNG

## Samsung Electric Dryer

7.4 cu. ft. Capacity



### Signature Features

#### 2017 ENERGY STAR® Certified

- Meets the strict 2017 energy efficiency specifications and standards.

#### Multi-Steam Technology

- Steam away wrinkles, odours, bacteria and static.

#### Eco Dry

- Uses up to 25% less energy for every load.

### Available Colours



Platinum



Multi-Steam Technology



Eco Dry

### Features

- 2017 ENERGY STAR® Certified
- Multi-Steam Technology
- Eco Dry
- Sensor Dry
- Smart Care
- 13 Preset Dry Cycles
- 11 Options
- Interior Drum Light
- 7.4 cu. ft. Capacity
- LED Display: Ice Blue
- Wrinkle Prevent Option
- 4-Way Venting
- Powder Coat Interior
- Reversible See-Through Door
- Child Lock
- Filter Check Indicator

### Rating



ENERGY STAR® - rated  
607 kWh/yr

# DVE52M7750P

# SAMSUNG

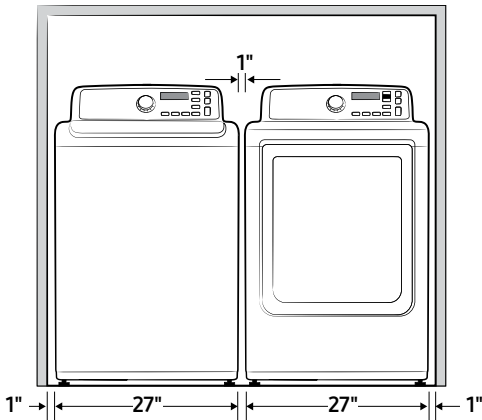
## Samsung Electric Dryer

7.4 cu. ft. Capacity

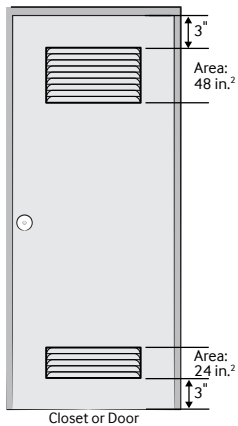
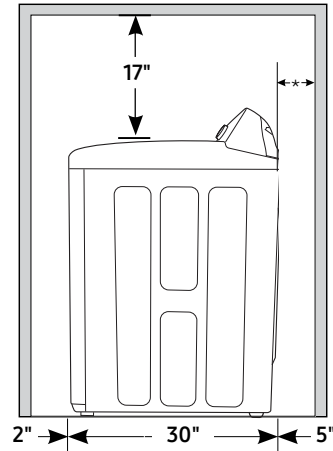
### Installation Specifications

Alcove or closet installation

Recessed Area



Side View Confined



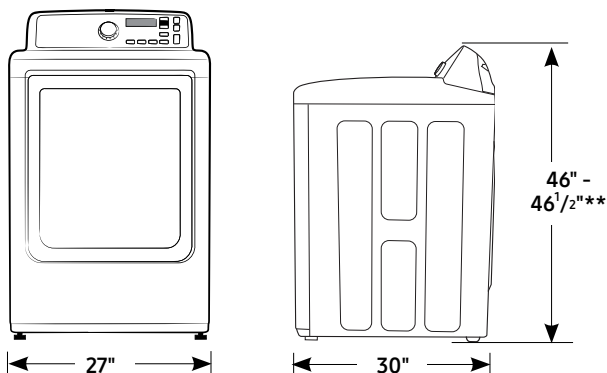
Minimum clearances for closets and alcoves:

- Sides – 1"
- Top – 17"
- Rear – 5"
- Closet Front – 2"

If the washer and dryer are installed together, the closet front must have at least a 72-inch<sup>2</sup> unobstructed air opening. Your washer alone does not require a specific air opening.

\*Required spacing (External exhaust elbow may require additional space.)

### Dimensions



\*\*Adjustable height depending on "leveling" feet.

### 4-Way Venting

#### 13 Preset Dry Cycles:

Steam Refresh, Steam Sanitize, Steam Wrinkle Away, Normal, Heavy Duty, Towels, Permanent Press, Bedding, Delicates, Active Wear, Time Dry, Air Fluff, Quick Dry

#### 11 Options:

Mixed Load Bell, Wrinkle Prevent, Adjust Time (up), Adjust Time (down), My Cycle, Child Lock, Sound On/Off, Anti-Static, Eco Dry, Smart Care, Drum Light

#### 5 Temperature Settings:

High, Medium, Medium Low, Low, Extra Low

#### 5 Dry Levels:

Very Dry, More Dry, Normal Dry, Less Dry, Damp Dry

#### 2 Sound Level Settings:

On/Off

#### Warranty

One (1) Year Parts and Labour

#### Product Dimensions & Weight (WxHxD)

Dimensions: 27" x 46" x 30"

Weight: 121.3 lbs

#### Shipping Dimensions & Weight (WxHxD)

Dimensions: 29<sup>1</sup>/<sub>2</sub>" x 48<sup>3</sup>/<sub>16</sub>" x 31<sup>3</sup>/<sub>16</sub>"

Weight: 130.1 lbs

#### Electric

Platinum

#### Model #

DVE52M7750P

#### UPC Code

887276196985

#### Matching Washer

Platinum

WA52M7755AP

887276211435