

DVE54M8750V

SAMSUNG

Samsung Electric Dryer

7.4 cu. ft. Capacity DOE



Signature Features

2017 ENERGY STAR® Certified

- Meets the strict 2017 energy efficiency specifications and standards.

Multi-Steam Technology

- Steam away wrinkles, odors, bacteria and static.


Vent Sensor

- Detects duct blockages and reminds you to clean your vent.

Available Colors

 Black Stainless Steel (shown)

 White



Multi-Steam Technology



7.4 cu. ft. Capacity

Features

- 2017 ENERGY STAR® Certified
- Multi-Steam Technology
- Vent Sensor
- Wi-Fi Connectivity
- Eco Dry
- Sensor Dry
- Smart Care
- Stainless Steel Drum
- Integrated Touch Controls
- 12 Preset Dry Cycles
- 12 Options

- 5 Temperature Settings
- Interior Drum Light
- 7.4 cu. ft. Capacity
- LED Display: Ice Blue
- Reversible See-Through Door
- Wrinkle Prevent Option
- 4-Way Venting

Convenience

- Child Lock
- Filter Check Indicator

Rating



ENERGY STAR®-rated
607 kWh/yr

DVE54M8750V

Samsung Electric Dryer

7.4 cu. ft. Capacity DOE

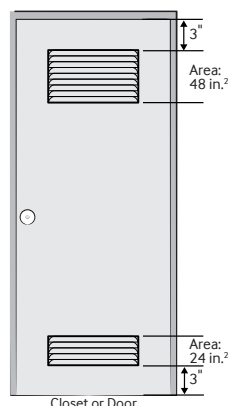
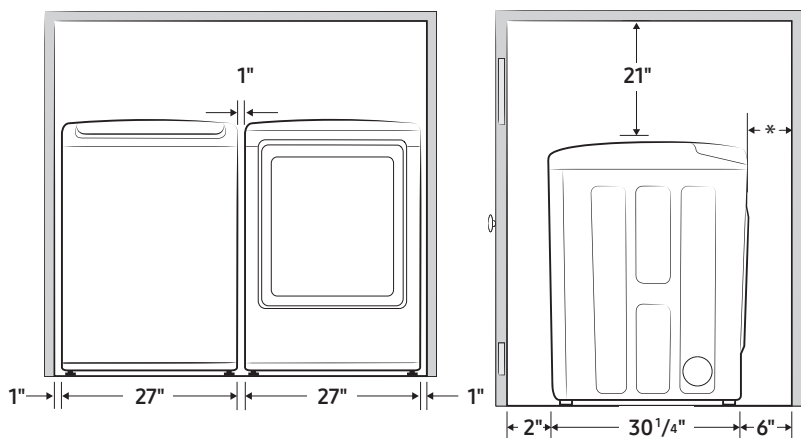
SAMSUNG

Installation Specifications

Alcove or closet installation

Recessed Area

Side View Confined



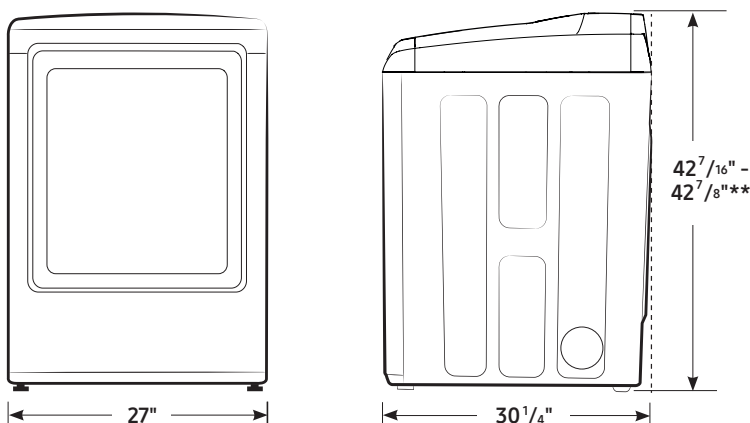
Minimum clearances for closets and alcoves:

Sides – 1"
Top – 21"
Rear – 6"
Closet Front – 2"

If the washer and dryer are installed together, the closet front must have at least a 72-inch² unobstructed air opening. Your washer alone does not require a specific air opening.

*Required spacing (External exhaust elbow may require additional space.)

Dimensions



**Adjustable height depending on leveling feet.

4-Way Venting

12 Preset Dry Cycles:

Steam Refresh, Steam Sanitize, Steam Wrinkle Away, Normal, Heavy Duty, Permanent Press, Bedding, Delicates, Active Wear, Time Dry, Air Fluff, Quick Dry

12 Options:

Mixed Load Bell, Wrinkle Prevent, Adjust Time (Up), Adjust Time (Down), My Cycle, Child Lock, Sound On/Off, Anti-Static, Eco Dry, Smart Care, Drum Light, Smart Control

5 Temperature Settings:

High, Medium, Medium Low, Low, Extra Low

5 Dry Levels:

Very Dry, More Dry, Normal Dry, Less Dry, Damp Dry

2 Sound Level Settings:

On/Off

Warranty

One (1) Year Parts and Labor

Product Dimensions & Weight (WxHxD)

Dimensions: 27" x 42 7/16" x 30 1/4"

Weight: 121.3 lbs

Shipping Dimensions & Weight (WxHxD)

Dimensions: 29 9/16" x 45 5/8" x 31 3/16"

Weight: 130.1 lbs

Electric

Black Stainless Steel
White

Model

DVE54M8750V
DVE54M8750W

UPC Code

887276197005
887276196893

Gas

Black Stainless Steel
White

DVG54M8750V
DVG54M8750W

887276197043
887276197050

Matching Washer

Black Stainless Steel
White

WA54M8750AV
WA54M8750AW

887276196466
887276196473