

NE59M6850SS

SAMSUNG

Samsung Flex Duo™ Freestanding Electric Range

5.9 cu. ft. Capacity



Signature Features

Flex Duo™ with Dual Door

- Cook two dishes at different temperatures simultaneously with the Smart Divider.

Dual Fan Convection

- Two fans circulate air for faster, more even, and efficient cooking.

Flexible Cooktop

- Flexible Cooktop cooks faster with 5 specialized elements and 2 Dual Elements.

Available Colors




Stainless Steel (shown)



Black Stainless Steel



Flex Duo™ Oven



Dual Fan Convection

Features

- Soft Close Door
- Large Oven Capacity – 5.9 cu. ft.
 - 2.7 cu. ft. upper
 - 3.0 cu. ft. lower
- Wi-Fi Connectivity
- Wide View Window
- Warming Center
- Hidden Bake Element
- Three Preset Easy Cook Options
- Storage Drawer

Convenience

- Auto Oven Light
- Proofing
- Sabbath Mode
- Kitchen Timer
- Delay Start
- Child Safety Lock
- Steam & Self Clean
- Favorite Cook (Wi-Fi App)
- 3 Chrome Racks

NE59M6850SS

SAMSUNG

Samsung Flex Duo™ Freestanding Electric Range

5.9 cu. ft. Capacity

Installation Specifications

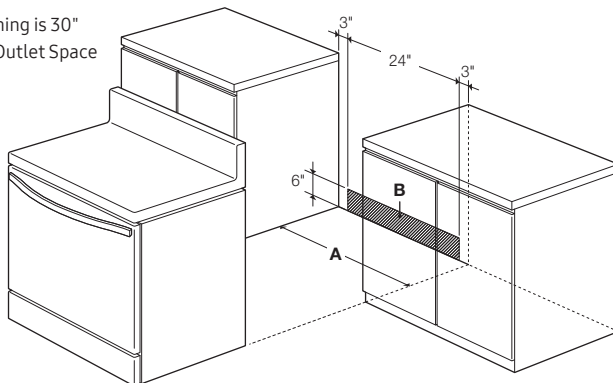
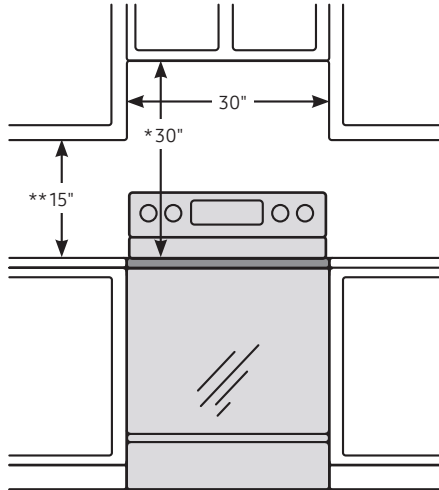
*30" minimum clearance between the top of the cooking surface and the bottom of an unprotected wood or metal cabinet; or 24" minimum when the bottom of the wood or metal cabinet is protected by not less than 1/4" flame-retardant millboard covered with not less than no. 28 MSG sheet steel, 0.015" stainless steel, 0.024" aluminum or 0.020" copper.

**15" minimum between the countertop and the adjacent cabinet bottom.

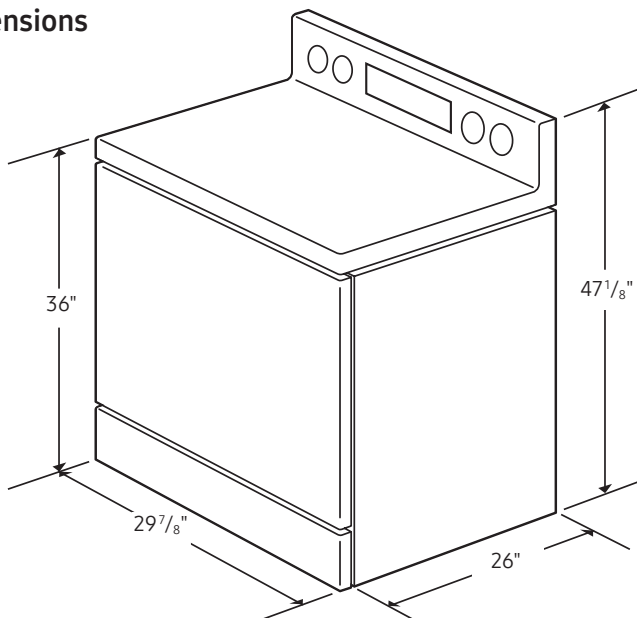
IMPORTANT: To eliminate the risk of burns or fire caused by reaching over heated surface units, cabinet storage space located above the surface units should be avoided. If cabinet storage is to be provided, the risk can be reduced by installing a range hood that projects horizontally a minimum of 5" beyond the bottom of the cabinets.

A: Required Cabinet Opening is 30"

B: Acceptable Electrical Outlet Space



Dimensions



Electric Radiant Cooktop

- Right Front: 9"/12" Dual Element, 3000W
- Left Front: 6"/9" Dual Element, 3000W
- Right Rear: 6" Element, 1200W
- Left Rear: 6" Element, 1200W
- Center Rear: 7" Warming Center

Dual Oven (with Divider)

- Hidden Bake Element
- Bake: 175°F–550°F
- Convection Bake: 175°F–550°F
- Convection Roast: 175°F–550°F
- Broil: Low/High
- Fan Convection
- Sabbath Mode

Storage Drawer

Capacity: 1.4 cu. ft.

Warranty

One (1) Year All Parts and Labor
Five (5) Years Electric Cooktop

Product Dimensions & Weight (WxHxD)

Actual Oven Dimensions:

25" x 19 1/4" x 21 1/4"

Outside Net Dimensions:

29 7/8" x 47 1/8" x 26"

Weight: 192.7 lbs.

Shipping Dimensions & Weight (WxHxD)

Dimensions:

33" x 50 1/2" x 30 1/8"

Weight: 216.9 lbs.

Color

Stainless Steel

Black Stainless Steel

Model

NE59M6850SS

NE59M6850SG

UPC Code

887276199214

887276199207