

NSI6DG9500SRAC

6.3 cu. ft. Induction Slide-in Range with Ambient Lighting and Air Sous Vide



Signature Features

Ambient Edge Lighting™

Know when your cooktop is on or if your food is still cooking with Ambient Edge Lighting™. When your range is not in use, enhance the ambiance of your kitchen by customizing mood lighting through SmartThings.

Anti-Scratch Matte Glass Cooktop

The Anti-Scratch Matte Glass Cooktop is 54% more scratch-resistant and more durable compared to conventional glass, ensuring resistance against marks from cookware or cleaning.

Air Sous Vide

Lock in flavour and moisture and enjoy gourmet cooking at home using the Air Sous Vide. Precise, controlled heat and airflow within the oven give you gourmet cooking results at home.* Perfect for fish, poultry, and vegetables.

Air Fry

Enjoy better fried food with the Air Fry feature that uses hot air circulation to envelope food, leaving it crispy and brown on the outside while keeping it juicy on the inside.

Available Colours




Stainless Steel (shown)



Matte Black



Air Fry



True Convection

Features

- Ambient Edge Lighting™
- Intelligent User Experience
- True Convection
- Bespoke Design
- Bread Proof 95°F (35°C)
- 4.3 kW Induction Cooktop with 7" Sync Burner
- Convection Vegetable
- Dual Noise Cancellation
- Self and Steam Clean
- SmartThings Connectivity
- Download Cooking Modes
- Wi-Fi Connectivity
- Air Sous Vide
- Voice Control
- Fingerprint Resistant Finish
- Air Fry with Included Air Fry Tray
- Storage Drawer
- Anti-Scratch Matte Glass Cooktop
- Recessed Handle
- E-Star Ratings
- Temperature Mode
- Proofing
- Simmer/Melt
- Child Safety Lock

Convenience

- Delay Start
- Kitchen Timer
- Easy Preset Cook Options
- Auto Shut-Off Option
- Touch Controls
- Smart Control



(1) Available on Android and IOS Devices through the SmartThings App.

(2) A Wi-Fi connection is required.

(3) Bixby is Samsung's brand of artificial intelligence (AI) / Internet of Things (IoT) voice assistant. A Samsung account is required.

NSI6DG9500SRAC

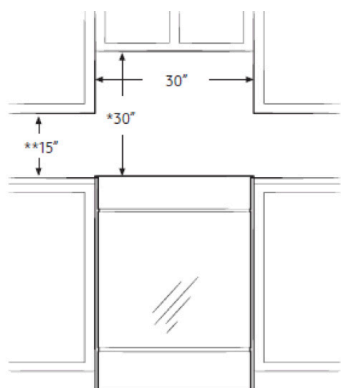
6.3 cu. ft. Induction Slide-in Range with Ambient Lighting and Air Sous Vide

Installation Specifications

IMPORTANT: To eliminate the risk of burns or fire caused by reaching over heated surface units, avoid having cabinet storage space located above the surface units. If you have cabinet storage space over the heating elements, you can reduce the risk by installing a range hood that projects horizontally a minimum of 5 inches beyond the bottom of the cabinets.

* A minimum of 30" is required between the top of the cooking surface and the bottom of an unprotected wood or metal cabinet; a minimum of 24" is required if the bottom of the wood or metal cabinet is protected by not less than 1/4" of flame retardant millboard covered with not less than no.28 MSG of sheet steel, 0.015" of stainless steel, 0.024" of aluminum, or 0.020" of copper.

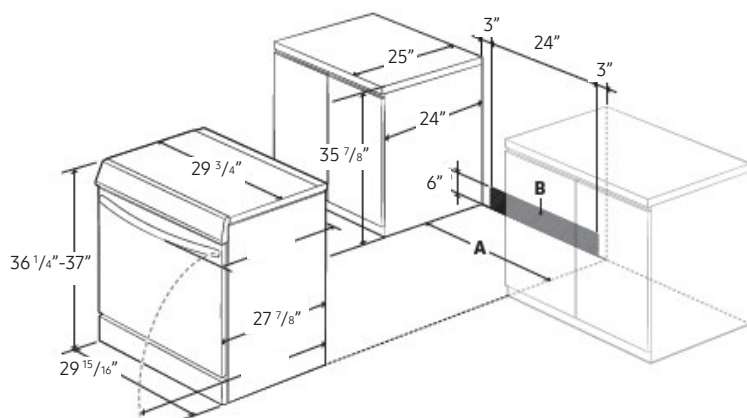
** A minimum of 15" is required between the countertop and the adjacent cabinet bottom.



SLIDE-IN CUTOUT

Dimensions

CAUTION: This range has been designed to comply with the maximum allowable wood cabinet temperatures of 194°F. Make sure the wall covering, countertops, and cabinets around the range can withstand the heat (up to 194 °F) generated by the range. If not, discolouration, delamination, or melting may occur.



Power Source

240V/60Hz/40A

Radiant Ceramic Cooktop

Right Front: 11", 2400W (Boost 4300W)

Left Front: 7", 1800W (Boost 2300W) - Sync

Right Rear: 6", 1200W (Boost 2000W)

Left Rear: 7", 1800W (Boost 2300W) - Sync

Left Sync Burner (Front + Rear): 7" - 7" Sync 3200W
(Boost 3600W)

Oven: 6.3 cu. ft. Capacity

Bake Element: 3000W

Broil Element: 4200W

Bake: 175°F - 550°F

Convection Bake: 175°F - 550°F

Convection Roast: 175°F - 550°F

Convection Vegetable: 350°F - 450°F

Air Fry: 350°F - 500°F

Air Sous Vide: 100°F - 205°F

Download Cooking Mode

- Turkey: 300°F - 500°F

- Spicy Rib: 300°F - 500°F
- Pizza & Naan: 350°F - 500°F

- Seafood: 250°F - 450°F

- Brownie: 300°F - 450°F

Convection Element/Heater: 800W

Storage Drawer

Capacity: 0.9 cu. ft.

Warranty

One (1) Year Parts and Labour

Product Dimensions & Weight (WxHxD)

Outside Net Dimensions: 29^{15/16"} x 36^{1/4"} - 37" x 27^{7/8"}

Net Weight: 175.5 lb (79.6 kg)

Shipping Dimensions & Weight (WxHxD)

Dimensions: 33¹/₁₆" x 41¹/₈" x 30⁵/₁₆"

Shipping Weight: 195.1 lb (88.5 kg)

Colour	Model #	UPC
Stainless Steel	NSI6DG9500SRAC	887276821689
Matte Black	NSI6DG9500MTAC	887276821672