

NV31T4551SS

SAMSUNG

24" Single Wall Oven



Signature Features

Convection

- Circulates air for faster, more even cooking using an extra heating element.

Digital Touch Controls and Wi-Fi

- Touch Controls offer an integrated and premium design that is easy to clean.

3.1 cu. ft. Capacity

- Accommodates a large roast, a chicken or three full racks of cookies.

Available Color



Stainless Steel



Digital Touch Controls



Convection

Features

- Convection
- Digital Touch Controls
- Wi-Fi Connectivity
- 3.1 cu. ft. Capacity
- Hidden Bake Element
- 3 Wire Racks
- 5 Rack Positions (Ladder Racks)
- Catalytic & Steam Clean
- Broil Element
- Halogen Lights

Convenience

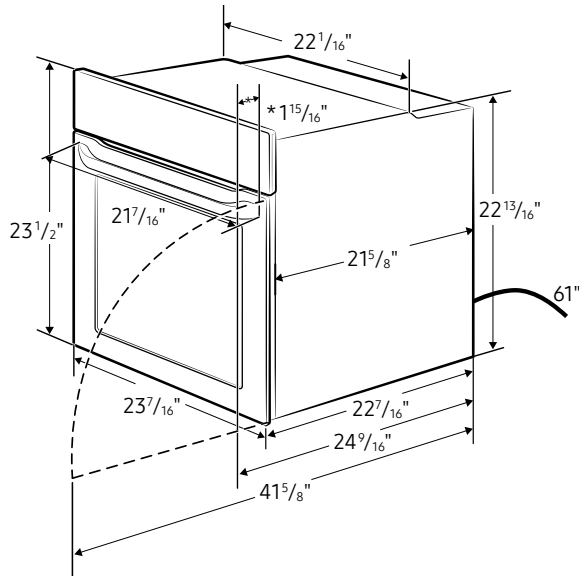
- Sabbath Mode
- Proofing
- Warming Mode
- Delay Start
- Kitchen Timer

NV31T4551SS

SAMSUNG

24" Single Wall Oven

Product Dimensions



Total Capacity: 3.1 cu. ft.

- Hidden Bake Element
- Convection Bake: 175° - 550° F
- Convection Roast: 175° - 550° F
- Bake: 175° - 550° F
- Broil: Low - High
- Proofing
- Sabbath Mode

Warranty

One (1) Year All Parts and Labor

Product Dimensions & Weight (WxHxD)

Outside (Max) Wall Oven Dimensions:

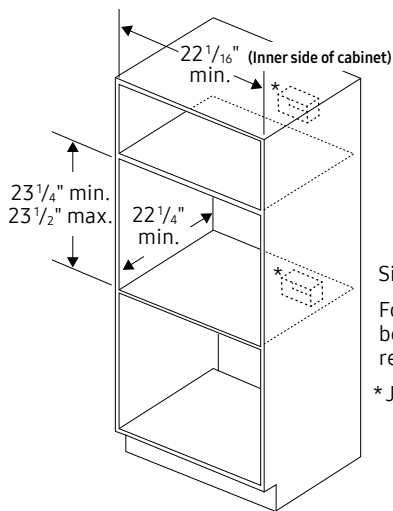
23⁷/₁₆" x 23¹/₂" x 24⁹/₁₆"

Wall Oven Cut-Out Dimensions:

22¹/₁₆" x 23¹/₄" x 22¹/₄"

Weight: 81.1 lbs

Cabinet Dimensions



Single Oven Installed in Cabinet

For wall installations, the junction box may be located above or below the unit within reach of the power conduit connection point.

* Junction Box

Shipping Dimensions & Weight (WxHxD)

Dimensions: 27³/₄" x 26³/₁₆" x 26⁷/₈"

Weight: 93.7 lbs

Color

Stainless Steel

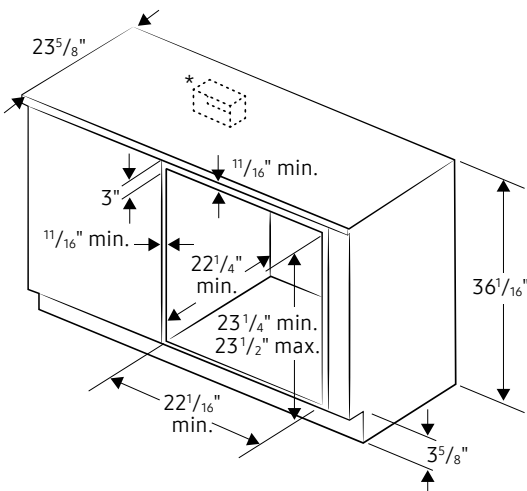
Model

NV31T4551SS

UPC Code

887276406008

kW RATING	
240V	3.3 kW
208V	2.5 kW
BREAKER SIZE	
240V	20 Amps
208V	20 Amps



Single Oven Installed Under Counter

For single ovens installed under countertop, the junction box may be located to the left, or the right of the unit, within reach of the power conduit connection point.

* Junction Box