

WF45M5100AW

Samsung Front-Load Washer

5.2 cu. ft. Capacity IEC

Features

- Smart Care™
- Self Clean+
- VRT Plus™ Technology
- Diamond Drum® Design
- Direct Drive Motor
- 1300 rpm Maximum Spin Speed
- 8 Preset Wash Cycles
- 9 Options
- Garment+

Convenience

- Child Lock
- Door Lock
- Dispenser Trays: Main Wash, Softener, Bleach



ENERGY STAR® rated:


CEE Tier 2

MEF=3.0



WCF=2.90

80 kWh/yr



Smart Care



Self Clean+

Available Colour:



White

Signature Features

SMART CARE

- Troubleshoot with your smartphone.
- Perform a quick diagnosis of your washer right from your smartphone.*

*Available on Google Play and the App Store.

SELF CLEAN+

- New self-cleaning technology.
- Keeps your front load washer fresh without the use of harsh chemicals.
- Reminds you to run Self Clean+ every 40 cycles.
- Additional cleaning of the gasket.

VRT PLUS™ TECHNOLOGY

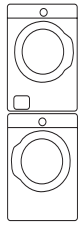
- Reduces noise and vibration to an incredibly low level.
- Vibration and noise reduction makes it perfect for upstairs laundry.
- Special sensors keep your load balanced even at high speeds.

SAMSUNG

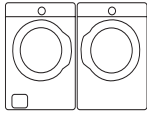
WF45M5100AW

Samsung Front-Load Washer

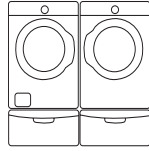
Installing Options



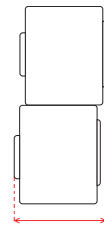
Stacked



Side by Side



On Pedestals



Stacked Depth

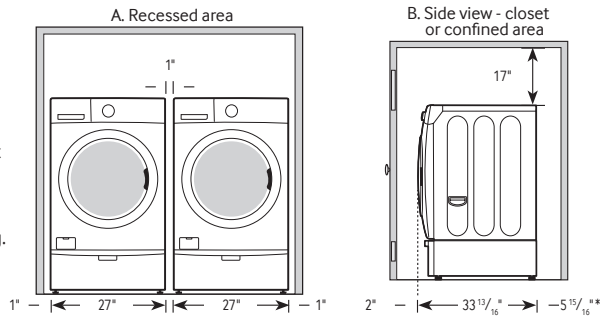
Installing Your Washer

1. Alcove or closet installation

Minimum clearances for closet and alcove installations:

Sides – 1"
Rear – 5⁷/₈"
Top – 17"
Closet Front – 2"

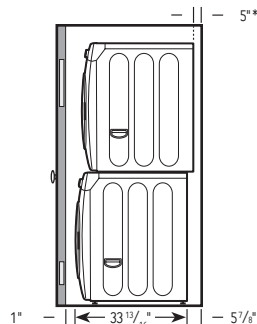
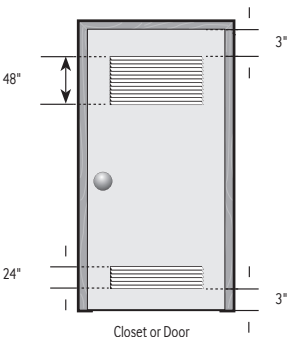
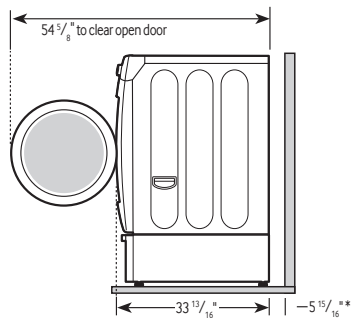
If the washer and dryer are installed together, the closet front must have at least a 72" unobstructed air opening. Your washer alone does not require a specific air opening.



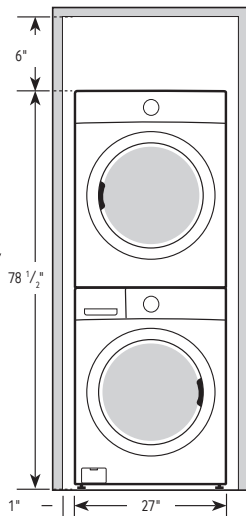
Dimensions

2. With optional pedestal base or stacking kit

Required Dimensions for Installation with Pedestal



Required Dimensions for Installation with Stacking Kit



* Required spacing
(External exhaust elbow may require additional space.)

5.2 cu. ft. Capacity IEC

8 Preset Wash Cycles:

Normal, Heavy Duty, Permanent Press, Bedding, Active Wear, Delicates, Quick Wash, Rinse and Spin

9 Options:

Self Clean+, Delay End, My Cycle, Extra Rinse, Extra Spin, Sound, Spin Only, Smart Care, Child Lock

4 Temperature Settings:

Hot, Warm, Eco Warm, Cold

4 Spin Settings:

High, Medium, Low, No Spin

3 Soil Settings:

Heavy, Normal, Light

Dispenser Trays:

Main Wash, Softener, Bleach

Warranty

One (1) Year Parts and Labour

Ten (10) Years Direct Drive Motor

Product Dimensions & Weight (WxHxD)

Dimensions: 27" x 38³/₄" x 33¹³/₁₆"

Weight: 218.3 lbs

Shipping Dimensions & Weight (WxHxD)

Dimensions: 29³/₈" x 41⁵/₈" x 35¹/₄"

Weight: 225 lbs

Colour

White

Model #

WF45M5100AW

UPC Code

887276195346

Matching Dryer (Electric)

White

DV42H5000EW

887276057248

SAMSUNG

Actual colour may vary. Design, specifications, and colour availability are subject to change without notice. Non-metric weights and measurements are approximate. © 2017 Samsung Electronics Canada Inc. All rights reserved. Samsung is a registered trademark of Samsung Electronics Co., Ltd., used with permission.