

# WF45N6300AV

5.2 cu. ft., 27" Front-Load Washer

# SAMSUNG



## Signature Features

### Steam Washing

- Powerful steam helps to remove stains, reducing the need for pre-treatment.

### SuperSpeed®

- Breakthrough technology provides a 40% faster wash cycle.
- Wash a full load in only 36 minutes.\*

### Smart Home Ready


- Monitor and control your home's devices and appliances from just about anywhere.

## Available Colour

 Black Stainless Steel



Steam Wash



SuperSpeed®

## Features

- SuperSpeed®
- Steam Wash
- VRT Plus™
- Self Clean+
- Smart Home Ready
- Diamond Drum Design
- Direct Drive Motor
- 1300 RPM Maximum Spin Speed
- 12 Preset Wash Cycles
- 13 Options

## Convenience

- Child Lock
- Door Lock
- Dispenser Trays: Prewash, Main Wash, Softener, Bleach

\*Normal 1-hour wash can be completed in as little as 36 minutes as compared to WF511 washer without Super Speed. Based on DOE standard's average of 7.5 loads per week.



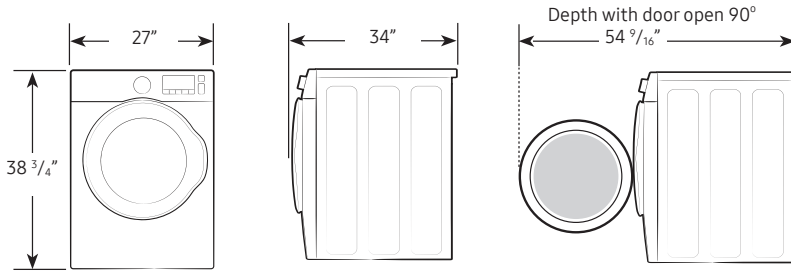
**ENERGY STAR®-rated:**  
IMEF = 2.92 / IWF = 3.0 / 100 kWh/yr

# WF45N6300AV

# SAMSUNG

## 5.2 cu. ft., 27" Front-Load Washer

### Dimensions

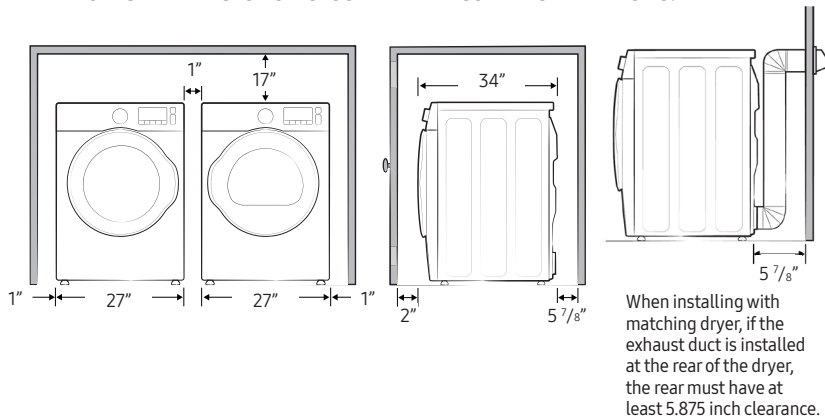


### Installation Specification

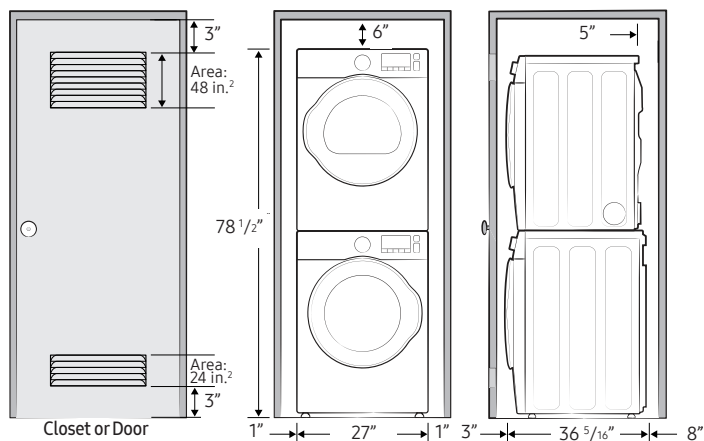
If the washer and dryer are installed together or the dryer alone, the closet front must have two unobstructed air openings for a combined minimum total area of 72 in.<sup>2</sup> (see stacked build below). Your washer alone does not require a specific air opening.

#### 1. Alcove or closet installation

MINIMUM CLEARANCES FOR CLOSET AND ALCOVE INSTALLATIONS:



#### 2. With stacked washer and dryer



### 5.2 cu. ft. Capacity IEC

#### 12 Preset Wash Cycles:

- Normal, Heavy Duty, Permanent Press, Sanitize, Allergen, Self Clean, Deep Steam, Active Wear, Delicates, Wool, Quick Wash, Rinse and Spin

#### 13 Options:

- SuperSpeed, Steam, Self Clean+, Delay End, My Cycle, Prewash, Extra Rinse, Extra Spin, Spin Only, Sound, Child Lock, Smart Care, Smart Control

#### 5 Temperature Settings:

- Extra Hot, Hot, Warm, Cold, Tap Cold

#### 5 Spin Settings:

- Extra High, High, Medium, Low, No Spin

#### 5 Soil Settings:

- Heavy, Heavy Medium, Normal, Low Medium, Light

#### Dispenser Trays:

- Prewash, Main Wash, Softener, Bleach

#### Warranty

One (1) Year Parts and Labour

Ten (10) Years Direct Drive Motor

#### Optional Stacking Kit

Sold separately SKK-7A

UPC Code: 887276146423

#### Optional Matching Pedestal

Sold separately WE357A0V

#### Product Dimensions & Weight (WxHxD)

Dimensions: 27" x 38 7/10" x 32 2/5"

Weight: 126 lbs. (57 Kg)

#### Shipping Dimensions & Weight (WxHxD)

Dimensions: 29 3/10" x 42 3/10" x 33 1/2"

Weight: 134 lbs. (61 Kg)

Electric Washer	Model #	UPC Code
Black Stainless Steel	WF45N6300AV	887276256320

Matching Dryer	Model #	UPC Code
Black Stainless Steel	DVE45N6300V	887276258232