

WF53BB8700

Bespoke 6.1 cu. ft. Ultra Capacity Front Load Washer with Super Speed Wash and AI Smart Dial

SAMSUNG



Features

- Bespoke Design
- 6.1 cu. ft. Ultra Capacity
- Super Speed Wash
- AI Smart Dial
- MultiControl™
- ENERGY STAR® Most Efficient
- Shallow Closet-Depth Fit¹
- Flexible Installation
- Wi-Fi Connectivity²
- Steam
- Self Clean+
- Premium Tempered Glass Door
- Vibration Reduction Technology+
- Swirl+ Drum Interior
- Internal Drum Light
- 1200 RPM Maximum Spin Speed
- Direct Drive Motor
- 24 Total Washing Cycles
- 14 Options

Convenience

- Child Lock
- Dispenser Trays: Main Wash, Softener, Bleach

Ratings



CEE Tier 3
IMEF = 3.1
IWF = 2.9
103 kWh/yr

Electrical Requirements

120 V / 60 Hz
15 Amps

Specifications

24 Total Washing Cycles:

Normal, Heavy Duty, Bedding, Permanent Press, Delicates, Activewear, Wool, Towels, Eco Cold, Rinse + Spin, Self Clean+, Small Load, Colours, Spin Only, Outdoor, Denim, Super Speed, Steam Sanitize, Steam Allergen, Steam Normal, Power Steam, Steam Whites, Steam Bulky, Power Rinse

14 Additional Washing Options:

Presoak, Extra Rinse, My Cycles, Delay End, Smart Control, Super Speed, Drum Light, Child Lock, AI Pattern, Alarm, Calibration, Wi-Fi, Language, Factory Reset

5 Temperature Settings:

Extra Hot, Hot, Warm, Cold, Tap Cold

Available Colours



Stainless Steel
WF53BB8700AT



Black Stainless Steel
WF53BB8700AV

7 Spin Settings:

Extra High, High, Medium, Low, Extra Low, No Spin, No Drain

5 Soil Settings:

Extra Heavy, Heavy, Normal, Light, Extra Light

Warranty

One (1) Year Parts and Labour
Ten (10) Years DD Motor (Part Only)

Product Dimensions & Weight (WxHxD)

Dimensions: 27" x 38³/₄" x 34¹/₂"
Weight: 224.9 lbs

Shipping Dimensions & Weight (WxHxD)

Dimensions: 29³/₈" x 42¹⁵/₁₆" x 36¹/₄"
Weight: 231.5 lbs

Washer	Model #	UPC Code
Stainless Steel	WF53BB8700AT	887276652238
Black Stainless Steel	WF53BB8700AV	887276652245
Matching Electric Dryer		
Stainless Steel	DVE53BB8700T	887276660103
Black Stainless Steel	DVE53BB8700V	887276660110

Optional Accessories	Model #	UPC Code
Stainless Steel Pedestal	WE502NT	887276665283
Black Stainless Steel Pedestal	WE502NV	887276665290
Black Stainless Steel Riser	WE272NV	887276197630
Stainless Steel Bespoke Stacking and MultiControl™ Combo Kit	SKK-9MCT	887276667379
Black Stainless Steel Bespoke Stacking and MultiControl™ Combo Kit	SKK-9MCV	887276667386

¹ Designed to fit a 38" installation depth.

² Requires wireless network, Samsung account and Samsung SmartThings App. The Samsung SmartThings App supports Android OS 4.0 (ICS) or later which is optimized for Samsung smartphones (Galaxy S and Galaxy Note series). This app also supports iOS 7 or later for iPhone models. Samsung SmartThings App available in App Store and Play Store.

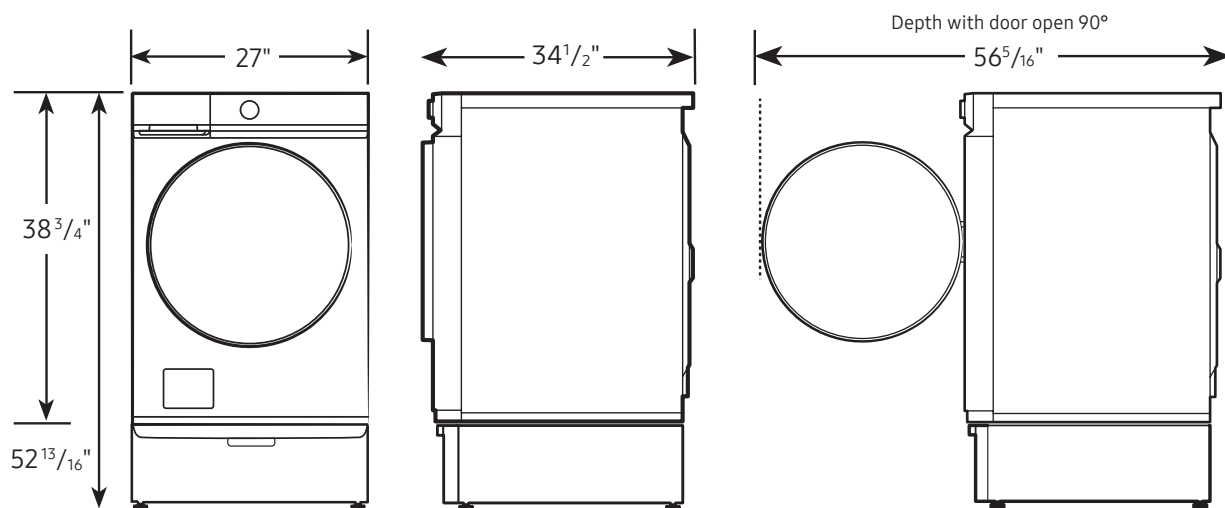
WF53BB8700

SAMSUNG

**Bespoke 6.1 cu. ft. Ultra Capacity Front Load
Washer with Super Speed Wash and AI Smart Dial**

Dimensions

Required dimensions for
installation with pedestal:

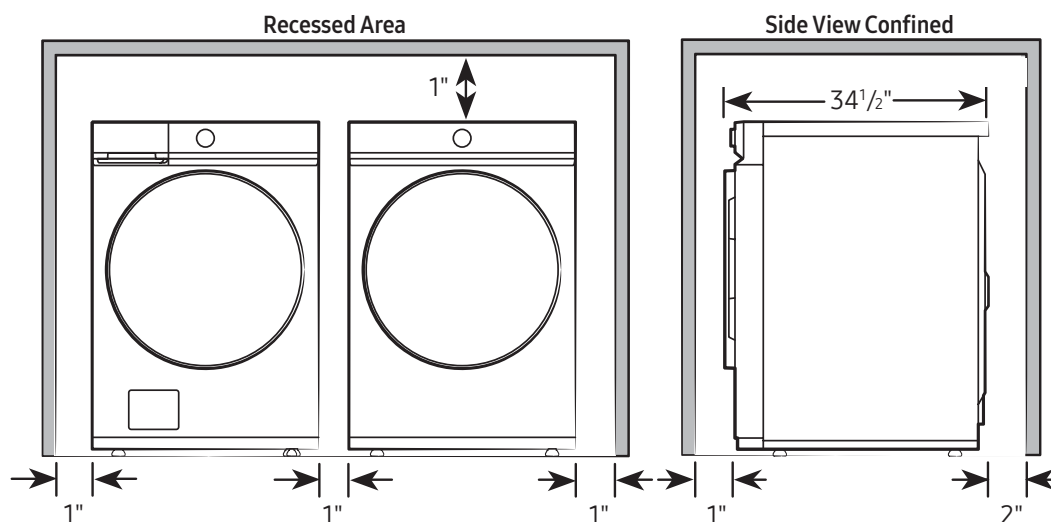


Installation Specifications – Side-by-Side

If the washer and dryer are installed together or the dryer alone, the closet front must have two unobstructed air openings for a combined minimum total area of 72-inch². Your washer alone does not require a specific air opening.

Alcove or closet installation

Minimum clearance for
closet and alcove installations:



Connection Dimensions

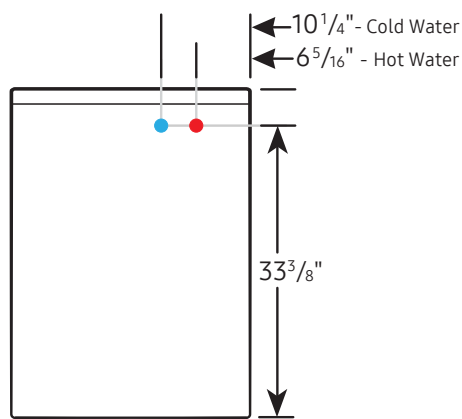
Back view of washer

LEGEND:

- Cold Water Connection
- Hot Water Connection

Actual colour may vary. Design, specifications and colour
availability are subject to change without notice.
Non-metric weights and measurements are approximate.

© 2022 Samsung Electronics Canada Inc.
All rights reserved. Samsung is a registered trademark
of Samsung Electronics Co., Ltd., used with permission.



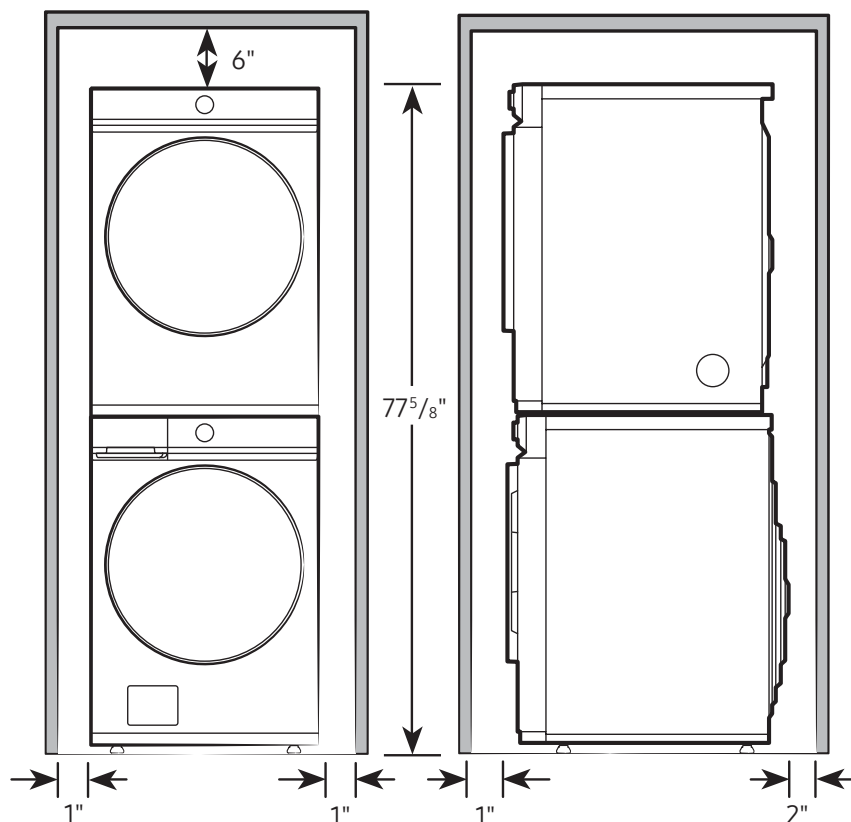
WF53BB8700

SAMSUNG

Bespoke 6.1 cu. ft. Ultra Capacity Front Load
Washer with Super Speed Wash and AI Smart Dial

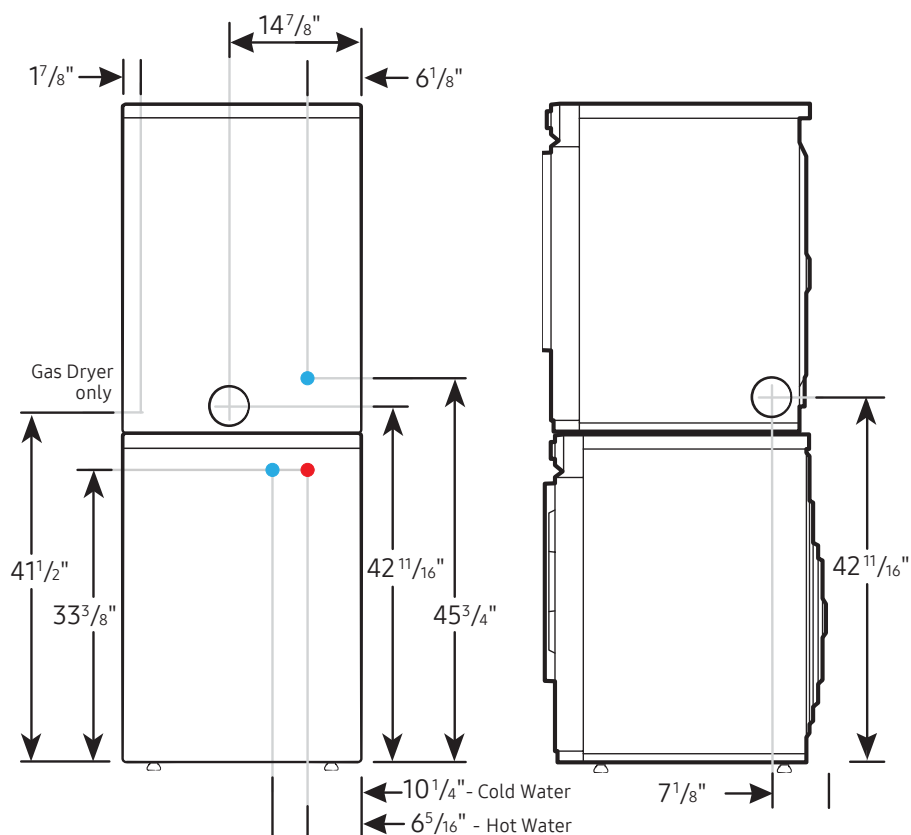
Installation Specifications – Stacked Pair

Clearances indicated are for stacked pairs. The closet front must have two unobstructed air openings for a combined minimum total area of 72-inch².



Connection Dimensions

Back and side views of stacked pair



LEGEND:

- Cold Water Connection
- Hot Water Connection

Actual colour may vary. Design, specifications and colour availability are subject to change without notice. Non-metric weights and measurements are approximate.

© 2022 Samsung Electronics Canada Inc. All rights reserved. Samsung is a registered trademark of Samsung Electronics Co., Ltd., used with permission.