

# LSPU8643WH



<b>Product family</b>	Dishwashers
<b>Width</b>	24"
<b>Commercial height</b>	86 cm
<b>Installation</b>	Under counter built-in
<b>N° baskets</b>	3, FlexiDuo
<b>Engine</b>	Single phase
<b>EAN code</b>	8017709303730



## Programs / Functions



<b>Number of programs</b>	10+1	<b>Delicates</b>	Yes
<b>Washing temperatures</b>	100, 113, 122, 130, 150, 158, 167 °F	<b>Normal</b>	Yes
<b>Soak</b>	Yes	<b>Crystal &amp; China</b>	Yes
<b>Express 27'</b>	Yes	<b>Eco express</b>	Yes
<b>Mix</b>	Yes	<b>Express 60'</b>	Yes
<b>Self Clean</b>	Yes	<b>Pots &amp; Pans</b>	Yes
<b>Sterilize</b>	Yes		

## Options



<b>Dry Assist option</b>	Yes	<b>FlexiZone half-load option</b>	Yes
<b>Delay start</b>	Up to 24 hours	<b>Special programs option</b>	Yes

## Baskets



<b>Basket components finish</b>	Gray	<b>Lower basket</b>	With 2 foldable racks
<b>Upper basket</b>	1 foldable rack	<b>Lower basket with anti-drip inserts</b>	Yes
<b>Glass holder</b>	Yes	<b>Largest loadable dish in lower basket</b>	13 3/4 inches

<b>Upper basket height adjustment</b>	On 3 levels	<b>Colour Inner Components</b>	Blue
<b>Sliding Guides Extra Glide</b>	Yes	<b>Cutlery basket</b>	Yes
<b>Largest loadable dish in upper basket</b>	7 inches		

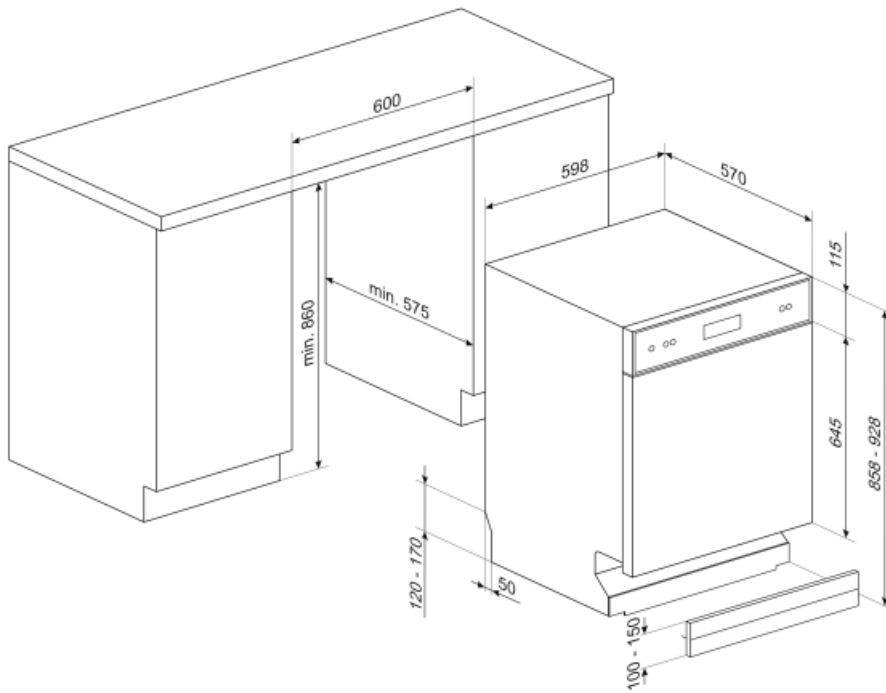
## Technical Features



<b>Width</b>	23 9/16 "	<b>Flood protection system</b>	Total Aquastop
<b>Depth</b>	22 7/16 "	<b>Max water hardness</b>	100°FH;58°dH
<b>Display type</b>	LED (external)	<b>Drying system</b>	Natural condenser drying, with Dry Assist automatic door opening system at the end of the cycle
<b>Height</b>	32 3/16 "	<b>Tube material</b>	Stainless steel
<b>Display</b>	Delay start, Program progress indicator, Time-to-end indicator	<b>Filter</b>	Stainless steel
<b>Program symbols</b>	Symbols	<b>Concealed heating element</b>	Yes
<b>On/off indicator</b>	Yes	<b>Hinges</b>	Self-balancing with variable hinges
<b>Salt indicator</b>	Light	<b>Min. and max plinth height</b>	3.9" - 6.6"
<b>Rinse aid indicator</b>	Light	<b>Adjustable feet</b>	2 3/4", from 33 7/8" to 36 5/8"
<b>Program progress indicator</b>	Yes	<b>Additional gaskets</b>	Yes
<b>End-of-cycle indicator</b>	On display, with acoustic signal	<b>Back cover</b>	Yes
<b>Washing system</b>	Orbital	<b>Depth of dishwasher with open door (mm)</b>	1146
<b>Third spray arm</b>	Single	<b>Top cover</b>	Metal sheet
<b>Water softener</b>	With electronic setting		

## Electrical Connection

<b>Plug</b>	(A) USA & Mexico	<b>Frequency (Hz)</b>	60 Hz
<b>Connected power</b>	1800 W	<b>Connection type</b>	Single-phase
<b>Current</b>	10 A	<b>Power supply cable length</b>	55 "
<b>Voltage</b>	110-120 V		



## Not included accessories



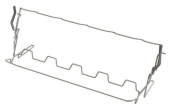
### KITPL60N

Toekick Kit in Black colour with adjustable height and deepness. Can be installed over all the fully integrated and underbench models with variable fulcrum or flexifit hinges.



### KITPL60B

Toekick Kit in White colour with adjustable height and deepness. Can be installed over all the fully integrated and underbench models with variable fulcrum or flexifit hinges.



### KITGH

Kit glass holder. It has to be fitted on the first basket but only if there are foldable racks



### KITPL60X




















Toekick Kit in Stainless Steel with adjustable height and deepness. Can be fitted over all the fully integrated and underbench models with variable fulcrum or flexifit hinges.



### KITPLV2

Kit extension for dishwasher and washing machine: lenght mt. 2

## Symbols glossary (TT)

 <p>Anti-drip: Some models of dishwashers are equipped with special polymer nozzles anti-drip, that improve the process of drying.</p>	 <p>COMM_HEIGHT_86_72dpi</p>
 <p>Delay Timer: The delay timer can postpone the start of the program by up to 24 hours.</p>	 <p>LED display: to show programmes, functions and options selected and the time to the end of the cycle.</p>
 <p>Enersave: At the end of the drying cycle a special device slowly automatically opens the door a few centimeters, to ensure perfect drying and to save up to 20% of energy on some models.</p>	 <p>FlexiDuo: The FlexiDuo 3rd cutlery basket allows you to arrange cutlery or small cups, ladles, or bulky utensils however you like: it consists of two separate and moveable modules.</p>
 <p>FlexiZone: The 1/2 load flexizone allows you to wash a reduced load saving energy, water and time and there are no restrictions on where the items are placed.</p>	 <p>The new ExtraGlide guide system, available on top of the range models, makes the second basket even smoother and softer. In fact, it facilitates the extraction of the introduction, even at full load and, for the greater excursion, the insertion of crockery is also facilitated in the rear part.</p>
 <p>Noise Level: Excellent insulation and special devices keep noise to a minimum.</p>	 <p>Orbital wash system distributes water evenly throughout the 60cm dishwasher cavity, directing water with precision to ensure an excellent wash.</p>
 <p>Delicate: Delicate washing program is designed for delicate dishes which are not heavily soiled.</p>	 <p>Normal programme: The normal programme is suitable for normal degrees of dirt for everyday use.</p>
 <p>Soak programme: The soak programme provides a rinse to prevent dirt from drying.</p>	 <p>Rapid 27 Mins: The rapid 27 mins quick program takes just 27 minutes to wash a load.</p>
 <p>The symbols show the number of plate settings of the dishwasher.</p>	 <p>Total Acquastop: In addition to the partial Acquastop protection present in all Smeg dishwashers, some models have an electronic device fitted to the water intake hose, which monitors water levels in the machine, detects leaks in the hose and switches off the water supply immediately when necessary.</p>
 <p>...</p>	 <p>...</p>
 <p>...</p>	