

STU8612X



Product family	Dishwashers
Finishing	Fingerprint-proof
Width	24"
Commercial height	86 cm
Installation	Under counter built-in
N° baskets	2
Engine	Single phase
EAN code	8017709303662



Programs / Functions



Number of programs	5	Delicates	Yes
Washing temperatures	113, 122, 150, 158 °F	Normal	Yes
Soak	Yes	Pots & Pans	Yes
Mix	Yes		

Options



Delay start	Up to 9 hours	FlexiZone half-load option	Yes
Extra-dry option	Yes		

Baskets

Basket color	Gray	Lower basket	Fixed racks
Upper basket	Central fixed racks	Largest loadable dish in lower basket	13 3/4 inches
Glass holder	Yes	Colour Inner Components	Blue
Upper basket height adjustment	On two height levels	Cutlery basket	Yes
Largest loadable dish in upper basket	7 inches		

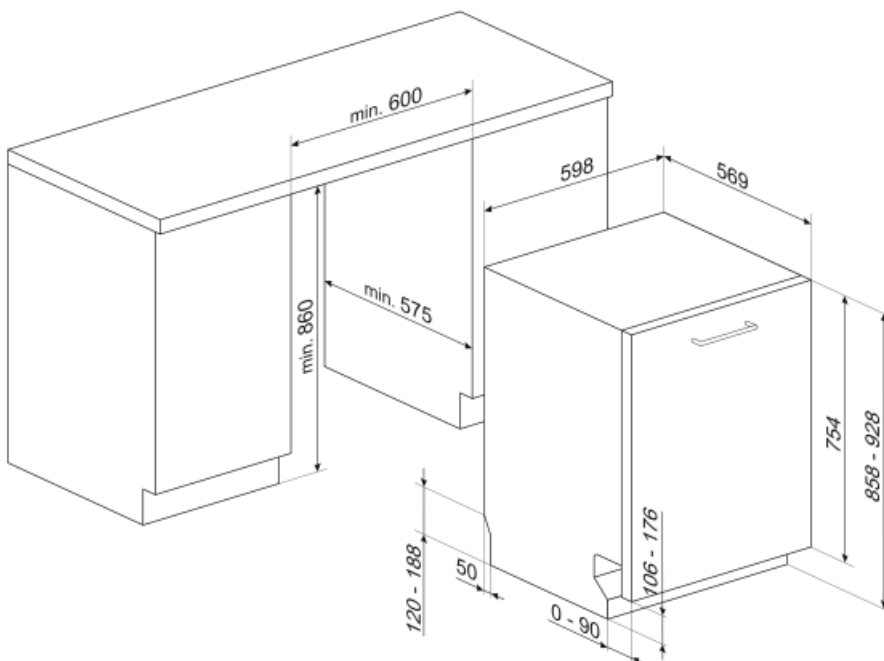
Technical Features



Width	23 9/16 "	Drying system	Natural condensation drying
Depth	21 5/8 "	Filter	Stainless steel
Display type	LED display (1 digit)	Hinges	Self-balancing with fixed hinges
Height	33 3/4 "	Min. and max. frontal panel weight	4.4 - 17.6 lbs
Display	Delay start	Min. and max plinth height	4" - 9"
Program symbols	Symbols	Adjustable feet	2 3/4", from 33 7/8" to 36 5/8"
Rinse aid indicator	Light	Additional gaskets	Yes
End-of-cycle indicator	Acoustic signal	Back cover	Yes
Washing system	Standard	Depth of dishwasher with open door (mm)	1186
Third spray arm	Single	Top cover	Metal sheet
Flood protection system	Single Aquastop		
Max water hardness	100°fH;58°dH		

Electrical Connection

Plug	(A) USA & Mexico	Frequency (Hz)	60 Hz
Connected power	1800 W	Connection type	Single-phase
Current	13 A	Power supply cable length	55 "
Voltage	115 V		



Not included accessories

KITPL60FABB



Toekick Kit in White colour with adjustable height. Can be fitted over all the fully integrated and underbench models with Fixed Fulcrum. Can be installed also on the models with variable fulcrum or flexifit hinges.

KITPL60FABN



Toekick Kit in Black colour with adjustable height. Can be fitted over all the fully integrated and underbench models with Fixed Fulcrum. Can be installed also on the models with variable fulcrum or flexifit hinges.

KITPL60FABX












Toekick Kit in Stainless Steel with adjustable height. Can be fitted over all the fully integrated and underbench models with Fixed Fulcrum. Can be installed also on the models with variable fulcrum or flexifit hinges.

KITPLV2



Kit extension for dishwasher and washing machine: lenght mt. 2

Symbols glossary (TT)

	Acquastop: Some Smeg dishwashers are equipped with a simple Acquastop: float sensor in the bottom which is necessary to prevent an accidental leakage of water inside the appliance.		COMM_HEIGHT_86_72dpi
	Delay Timer: The delay timer can postpone the start of the program by up to 24 hours.		Fingerprint proof stainless steel: Fingerprint proof stainless steel keeps stainless steel looking as good as new.
	FlexiZone: The 1/2 load flexizone allows you to wash a reduced load saving energy, water and time and there are no restrictions on where the items are placed.		Noise Level: Excellent insulation and special devices keep noise to a minimum.
	Delicate: Delicate washing program is designed for delicate dishes which are not heavily soiled.		Normal programme: The normal programme is suitable for normal degrees of dirt for everyday use.
	Soak programme: The soak programme provides a rinse to prevent dirt from drying.		The symbols show the number of plate settings of the dishwasher.
	...		