

STU8623X



Product family	Dishwashers
Finishing	Fingerprint-proof
Width	24"
Commercial height	86 cm
Installation	Under counter built-in
N° baskets	3, FlexiDuo
Engine	Single phase
EAN code	8017709303679



Programs / Functions



Number of programs	10	Delicates	Yes
Washing temperatures	100, 113, 122, 130, 150, 158, 167 °F	Normal	Yes
Soak	Yes	Crystal & China	Yes
Express 27'	Yes	Eco express	Yes
Mix	Yes	Express 60'	Yes
Sterilize	Yes	Pots & Pans	Yes

Options



Dry Assist option	Yes	FlexiZone half-load option	Yes
Delay start	Up to 24 hours	Special programs option	Yes

Baskets



Basket color	Gray	Largest loadable dish in upper basket	7 inches
Upper basket	1 foldable rack	Lower basket	With 2 foldable racks
Glass holder	Yes	Largest loadable dish in lower basket	13 3/4 inches
Upper basket height adjustment	On 3 levels	Colour Inner Components	Blue

Sliding Guides Extra Glide	Yes	Cutlery basket	Yes
----------------------------	-----	----------------	-----

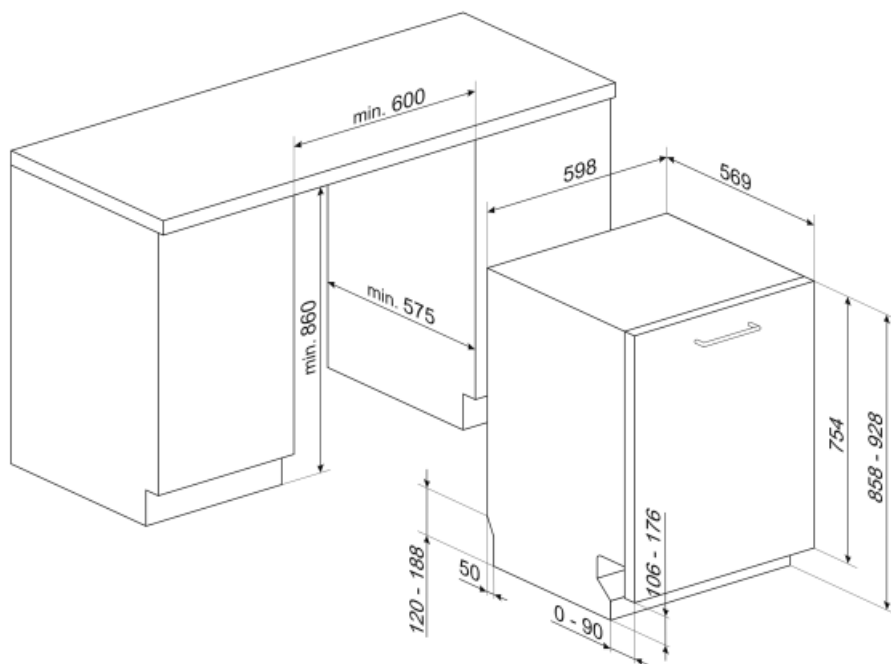
Technical Features



Width	23 9/16 "	Max water hardness	100°FH;58°dH
Depth	21 5/8 "	Drying system	Natural condenser drying, with Dry Assist automatic door opening system at the end of the cycle
Display type	LED display (3 digits)	Tub material	Stainless steel
Height	33 3/4 "	Filter	Stainless steel
Display	Delay start, Program progress indicator, Time-to-end indicator	Hinges	Self-balancing with variable hinges
Program symbols	Symbols	Min. and max. frontal panel weight	4.4 - 17.6 lbs
Salt indicator	Light	Min. and max plinth height	4" - 9"
Rinse aid indicator	Light	Adjustable feet	2 3/4", from 33 7/8" to 36 5/8"
End-of-cycle indicator	Acoustic signal	Additional gaskets	Yes
Washing system	Orbital	Back cover	Yes
Third spray arm	Single	Depth of dishwasher with open door (mm)	1186
Water softener	With electronic setting	Adjustable plinth	By height and depth
Flood protection system	Single Aquastop	Top cover	Metal sheet

Electrical Connection

Plug	(A) USA & Mexico	Frequency (Hz)	60 Hz
Connected power	1800 W	Connection type	Single-phase
Current	13 A	Power supply cable length	55 "
Voltage	115 V		



Not included accessories



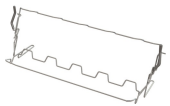
KITPL60N

Toekick Kit in Black colour with adjustable height and deepness. Can be installed over all the fully integrated and underbench models with variable fulcrum or flexifit hinges.



KITPL60B

Toekick Kit in White colour with adjustable height and deepness. Can be installed over all the fully integrated and underbench models with variable fulcrum or flexifit hinges.



KITGH

Kit glass holder. It has to be fitted on the first basket but only if there are foldable racks



KITPL60X


















Toekick Kit in Stainless Steel with adjustable height and deepness. Can be fitted over all the fully integrated and underbench models with variable fulcrum or flexifit hinges.



KITPLV2

Kit extension for dishwasher and washing machine: lenght mt. 2

Symbols glossary (TT)

	Acquastop: Some Smeg dishwashers are equipped with a simple Acquastop: float sensor in the bottom which is necessary to prevent an accidental leakage of water inside the appliance.		COMM_HEIGHT_86_72dpi
	Delay Timer: The delay timer can postpone the start of the program by up to 24 hours.		Enersave: At the end of the drying cycle a special device slowly automatically opens the door a few centimeters, to ensure perfect drying and to save up to 20% of energy on some models.
	Fingerprint proof stainless steel: Fingerprint proof stainless steel keeps stainless steel looking as good as new.		FlexiDuo: The FlexiDuo 3rd cutlery basket allows you to arrange cutlery or small cups, ladles, or bulky utensils however you like: it consists of two separate and moveable modules.
	FlexiZone: The 1/2 load flexizone allows you to wash a reduced load saving energy, water and time and there are no restrictions on where the items are placed.		The new ExtraGlide guide system, available on top of the range models, makes the second basket even smoother and softer. In fact, it facilitates the extraction of the introduction, even at full load and, for the greater excursion, the insertion of crockery is also facilitated in the rear part.
	Noise Level: Excellent insulation and special devices keep noise to a minimum.		Orbital wash system distributes water evenly throughout the 60cm dishwasher cavity, directing water with precision to ensure an excellent wash.
	Delicate: Delicate washing program is designed for delicate dishes which are not heavily soiled.		Normal programme: The normal programme is suitable for normal degrees of dirt for everyday use.
	Soak programme: The soak programme provides a rinse to prevent dirt from drying.		Rapid 27 Mins: The rapid 27 mins quick program takes just 27 minutes to wash a load.
	The symbols show the number of plate settings of the dishwasher.		...
	...		