

T36BB120SS

36-INCH BUILT-IN BOTTOM FREEZER REFRIGERATOR, 2 DRAWER, PRE-ASSEMBLED

FREEDOM® COLLECTION, PROFESSIONAL SERIES HANDLES



Also Available In:

T36IB100SP – Panel-Ready

T36BB110SS – Pre-Assembled with Masterpiece® Handles

FEATURES & BENEFITS

- ThermaFresh® Pro drawers optimize temperature and humidity, preserving fresh foods longer than traditional drawers
- Intuitively customize settings with the redesigned full-color touchscreen control panel. Wi-Fi connectivity enables additional control settings with the Home Connect® app.
- Flex drawer can be utilized as an additional refrigerator or freezer space for maximum versatility
- Elevated ice maker produces signature Diamond Ice, and an internal water dispenser provides convenience
- See what's inside without opening the door with cameras located in the refrigerator compartment
- Includes trim and frame kit

TEMPERATURE RANGES

Refrigerator	33°F (1°C) to 43°F (6°C)
SuperCool	34°F (1°C) for Approximately 6 Hours
Energy Saving (Economy) Mode	Refrigerator: 43°F (6°C) VitaFresh: 37°F (3°C)
Freezer	-7°F (-22°C) to 6°F (-14°C)
SuperFreeze®	-15°F (-26°C) for Approximately 8 Hours
Flex Drawer	0°F (-18°C) to 39°F (4°C)
Preset Drawer Temperatures	Freezer, Soft Freeze, Refrigerator, Beverages, Meat/Fish, Deli/Cheese, Cake

GENERAL PROPERTIES

Home Connect™ (Wi-Fi Enabled)	Yes
Flex Drawer	Yes
Carbon Air Filter	Yes
Ethylene Filters	2
Lighting	Top and Sidewall LED Theater Lighting
Dual Compressors / Evaporators	Yes
SoftClose® Drawers	Yes
Adjustable Shelves – Refrigerator	4
Shelf Material	Glass w/Metal Profile
ThermaFresh® Temperature & Humidity Managed Drawers	2
Non-slip Mats	7
Standard Door Bins – Refrigerator	2
Gallon Door Bins – Refrigerator	1
Defrost Process – Freezer	Automatic
Freezer Drawers	1
Internal Water Dispenser with Water Filter	Yes
SoftClose Door	Yes
Ice Maker with Diamond Ice System	Yes
Door Open Alarms	Yes
Full Extension Drawers @ 115° Door Opening Angle	Yes
Full Extension Drawers @ 90° Door Opening Angle	Yes
Special Modes	Sabbath, Economy, Vacation, Theater

CAPACITY

Total Capacity (cu. ft.)	19.0 cu. ft.
Refrigerator / Freezer Capacity (cu. ft.)	12.8 / 6.2 cu. ft.

TECHNICAL DETAILS

Current (A) / Volts (V) / Frequency (Hz)	15 A / 110-120 V / 60 Hz
Power Cord Length (in.)	118
Plug Type	120V-3 Prong

DIMENSIONS & WEIGHT

Appliance Dimensions (H x W x D) (in.)	83 9/16" x 35 3/16" x 24 3/4"
Flush Install Cutout Size (H x W x D) (in.)	84" x 36" x 25"
Proud Install Cutout Size (H x W x D) (in.)	84" x 35 1/2" x 24"
Net / Gross Weight (lbs.)	540 / 586 lbs.

EFFICIENCY

ENERGY STAR® Certified	Yes
Annual Energy Consumption	TBD*

*Estimated annual energy consumption. Exact usage may vary.

T36BB120SS

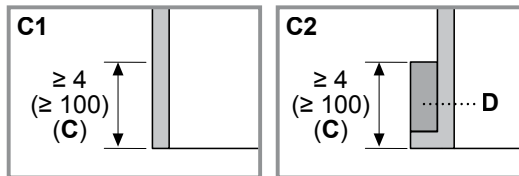
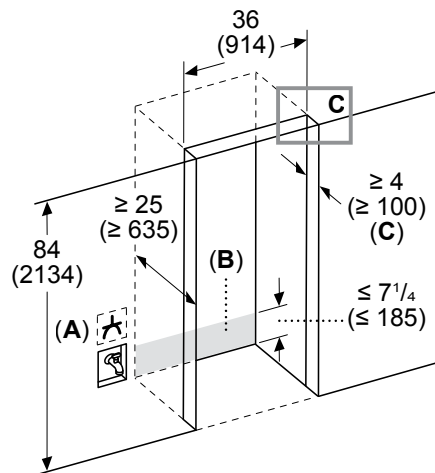
36-INCH BUILT-IN BOTTOM FREEZER REFRIGERATOR, 2 DRAWER, PRE-ASSEMBLED

FREEDOM® COLLECTION, PROFESSIONAL SERIES HANDLES



FLUSH INSTALL CUTOUT DIMENSIONS

Measurements in inches (mm)



- A: Socket
- B: Area for water and electric line routing
- C: Furniture return
 - C1: Frameless cabinet
 - C2: Framed cabinet
- D: Filler

PLANNING NOTES

Recess Depth: The refrigerator is fully flush integrated when installed in a 25" (635mm) deep cabinets with a typical panel thickness of 3/4" (19mm). Recess depth depends on kitchen design and panel thickness. Remove the pre-assembled frame for flush installation.

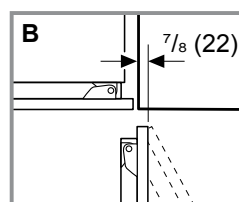
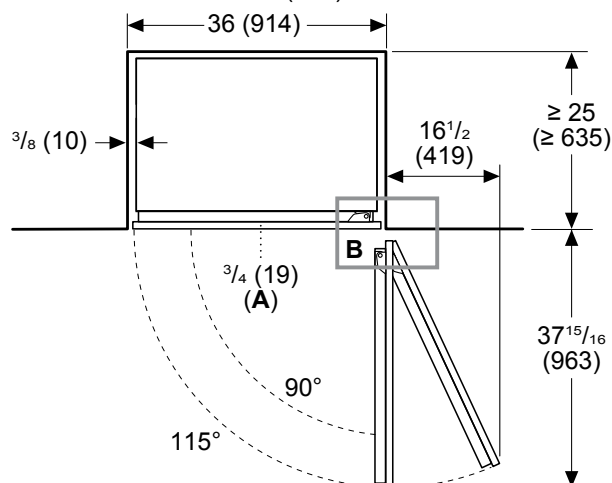
Electrical Supply: The electrical supply outlet (A) is recommended to be located in an adjacent cabinet for safety and serviceability. If it is not possible due to the construction to connect the appliance to a power outlet next to it (A), connect the appliance to a power outlet behind the appliance (B). This alternative position of the power outlet is permissible only if you can switch off the outlet with a circuit breaker in the fuse box.

Water Supply: The water supply is recommended to be located in an adjacent cabinet or other area that can be accessed after the appliance is installed.

Furniture Return: The case interior will be partially visible when the refrigerator door is opened (C). Top and side returns should be finished to match the exterior furniture at a minimum depth of 4" (102 mm). Ensure that the side walls of the cutout (C) are completely flush to a depth of at least 4" (102 mm).

FLUSH INSTALL TOP VIEW CLEARANCES

Measurements in inches (mm)



A: Panel

PLANNING NOTES

Door Panels & Handles: Clearance dimensions are based on a door panel (A) thickness of 3/4" (19mm). Additional clearances must be added for handles and door panels thicker than 3/4" (19mm).

Clearance Requirements: The required clearances for the maximum door opening angle of 115° should be followed. The minimum required clearance to fully access all compartments is 90° door opening (B).

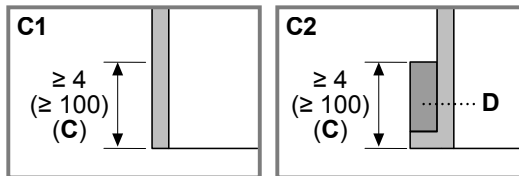
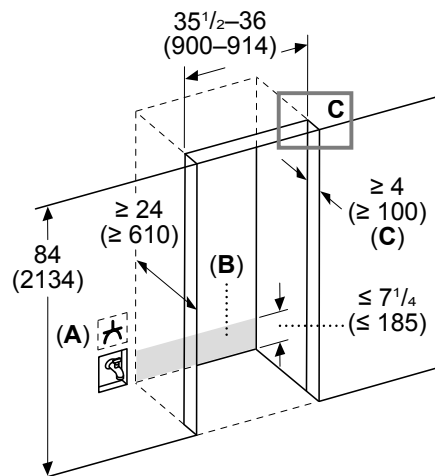
T36BB120SS

36-INCH BUILT-IN BOTTOM FREEZER REFRIGERATOR, 2 DRAWER, PRE-ASSEMBLED

FREEDOM® COLLECTION, PROFESSIONAL SERIES HANDLES

PROUD INSTALL CUTOUT DIMENSIONS

Measurements in inches (mm)



- A: Socket
B: Area for water and electric line routing
C: Furniture return
C1: Frameless cabinet
C2: Framed cabinet
D: Filler

PLANNING NOTES

Width: The minimum required cutout width is 35 1/2" (900 mm).

Depth: The minimum required cutout depth is 24" (610 mm). The refrigerator door panels will protrude slightly for a proud install.

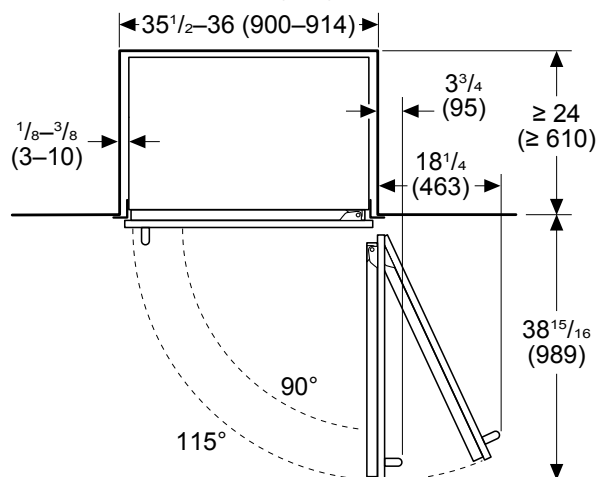
Electrical Supply: The electrical supply outlet (A) is recommended to be located in an adjacent cabinet for safety and serviceability. If it is not possible due to the construction to connect the appliance to a power outlet next to it (A), connect the appliance to a power outlet behind the appliance (B). This alternative position of the power outlet is permissible only if you can switch off the outlet with a circuit breaker in the fuse box.

Water Supply: The water supply is recommended to be located in an adjacent cabinet or other area that can be accessed after the appliance is installed.

Furniture Return: The metal frame hides unfinished case returns for existing cabinetry that has not been custom built to accommodate the appliance. Ensure that the side walls of the cutout (C) are completely flush to a depth of at least 4" (102 mm).

PROUD INSTALL TOP VIEW CLEARANCE

Measurements in inches (mm)



PLANNING NOTES

Door Panels & Handles: Clearance dimensions are based on a door panel (A) thickness of 3/4" (19mm). Additional clearances must be added for handles and door panels thicker than 3/4" (19mm).

Clearance Requirements: The required clearances for the maximum door opening angle of 115° should be followed. The minimum required clearance to fully access all compartments is 90° door opening.

PRELIMINARY
PRELIMINARY
PRELIMINARY
PRELIMINARY
PRELIMINARY

T36BB120SS

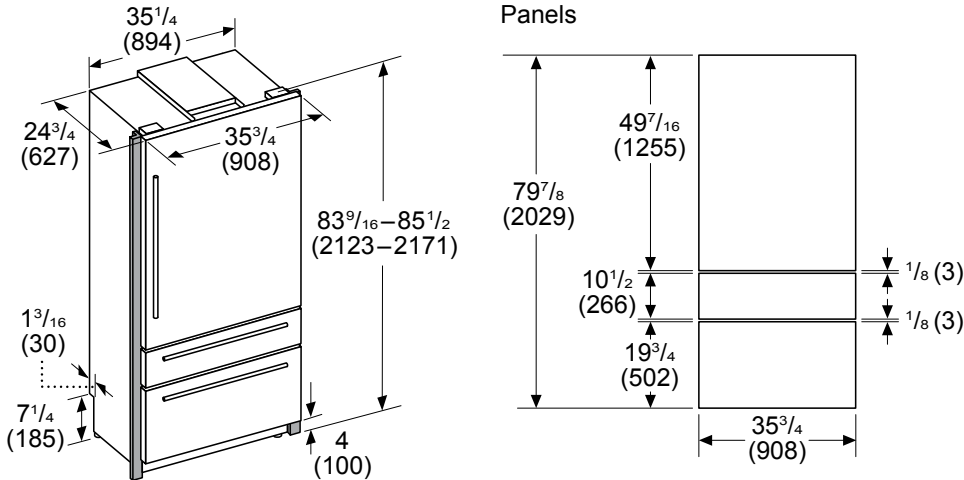
36-INCH BUILT-IN BOTTOM FREEZER REFRIGERATOR, 2 DRAWER, PRE-ASSEMBLED

FREEDOM® COLLECTION, PROFESSIONAL SERIES HANDLES



PRODUCT AND PANEL DIMENSIONS

Measurements in inches (mm)



PLANNING NOTES

Adjustable Height: The appliance height is adjustable. Recommended height for a standard 84" niche is $83\frac{7}{8}$ ". The minimum height with leveling legs fully retracted is $83\frac{9}{16}$ ". The maximum height with leveling legs fully extended is $85\frac{1}{2}$ ".

Rear Appliance Recess: The recessed area at the base can be used for routing water and electric supply lines to the appliance.

ACCESSORIES (OPTIONAL)



REPLFLTR55
(PART NO. 11032531)
UltraClarityPro® Water Filter



ACLETHST10
(PART NO. 17006999)
Ethylene Filter Starter Kit



ACLETHRF10
(PART NO. 17007000)
Ethylene Filter Refill



HEATRKIT20
Freedom Heater Kit

COMBIKIT10
Combination kit for use when installing an additional column refrigerator side-by-side, such as a wine column paired with a bottom freezer refrigerator or two bottom freezer refrigerators installed side-by-side.

WARRANTY

Limited, Entire Appliance, Parts and Labor on Any Part of the Refrigerator that Fails Because of a Manufacturing Defect	2 Year
Limited Warranty for Sealed Refrigeration System*; Parts and Labor	3rd to 6th Year
Limited Warranty for Sealed Refrigeration System*; Parts Only	7th to 12th Year
Limited Warranty for Stainless Steel Rust-Through	Lifetime

*Sealed refrigeration system includes compressor, evaporator, condenser, dryer / strainer and connection tubing

These warranties give you specific legal rights and you may have other rights that vary from state to state. Limited warranty from date of delivery. For complete warranty details, refer to your Use & Care manual, or ask your dealer.

Specifications are for planning purposes only. Refer to installation instructions and consult your countertop supplier prior to making counter opening. Consult with a heating and ventilation engineer for your specific ventilation requirements. For the most detailed information, refer to installation instructions accompanying product or write to Thermador indicating the model number. Specifications are correct at time of printing. Thermador reserves the right to change product specifications or design without notice. Some models are certified for use in Canada. Thermador is not responsible for products that are transported from the U.S. for use in Canada.