

MD30RS

30-INCH MICRODRAWER® MICROWAVE

MASTERPIECE® & PROFESSIONAL SERIES



FEATURES & BENEFITS

- A spacious 1.2 cu. ft. interior fits a 20 oz. cup or a 13" x 9" pan
- Achieve a perfectly flush installation in any standard depth cabinetry
- Our MicroDrawer® includes a special sensor mode that controls humidity and automatically adjusts cooking level and time
- 10 cooking modes that include melt, warm and soften
- Touch "open" and "close" eliminates the need for a handle

GENERAL PROPERTIES

Cavity Color	White
Max. Microwave Power (W)	950 W

CAPACITY

Cavity Capacity (cu. ft.)	1.2 cu. ft.
---------------------------	-------------

TECHNICAL DETAILS

Watts (W)	1,500 W
Circuit Breaker (A)	15 A
Volts (V)	120 V
Frequency (Hz)	60 Hz
Plug Type	120V-3 prong
Power Cord Length (In)	48"

DIMENSIONS & WEIGHT

Overall Appliance Dimensions (HxWxD) (In)	16 5/16" x 30" x 23 3/8"
Required Cutout Size (HxWxD) (in.)	14 13/16" x 28 1/4" x 23 1/2"
Net Weight (Lbs)	82 lbs

WARRANTY

Limited Warranty, Entire Appliance, Parts and Labor	2 Year
---	--------

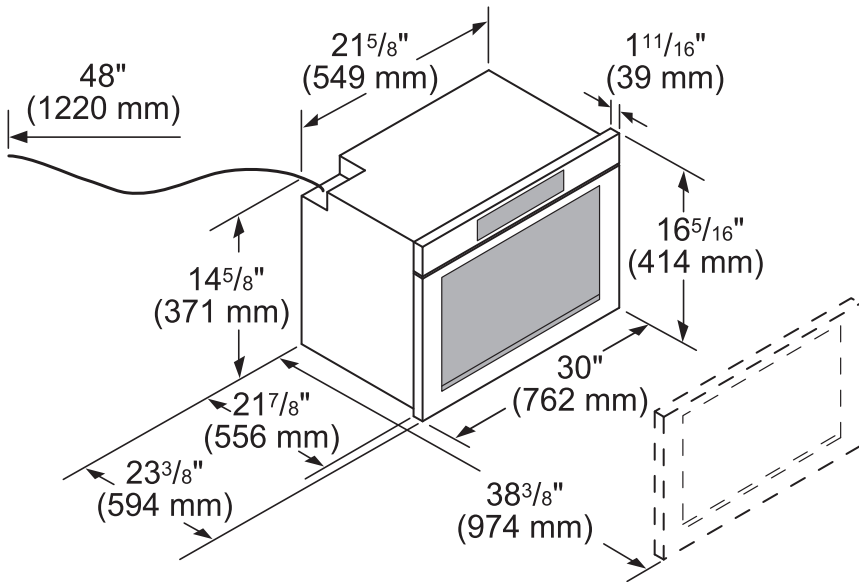
MD30RS

30-INCH MICRODRAWER® MICROWAVE

MASTERPIECE® & PROFESSIONAL SERIES



PRODUCT DIMENSIONS



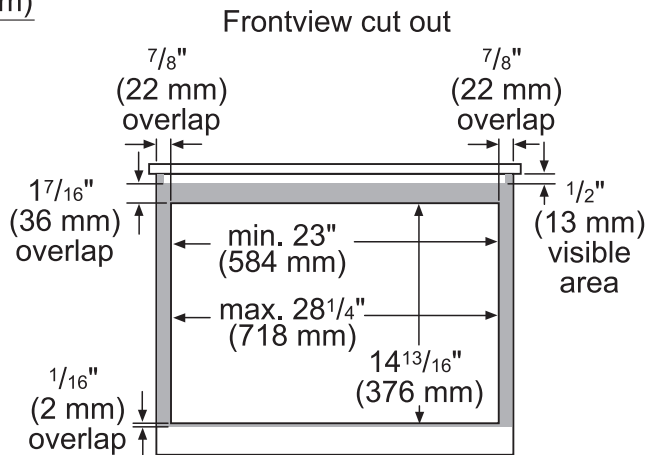
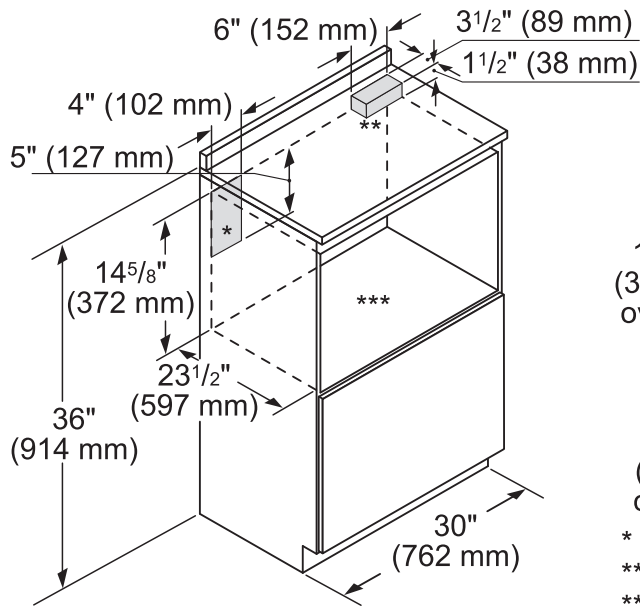
MD30RS

30-INCH MICRODRAWER® MICROWAVE

MASTERPIECE® & PROFESSIONAL SERIES

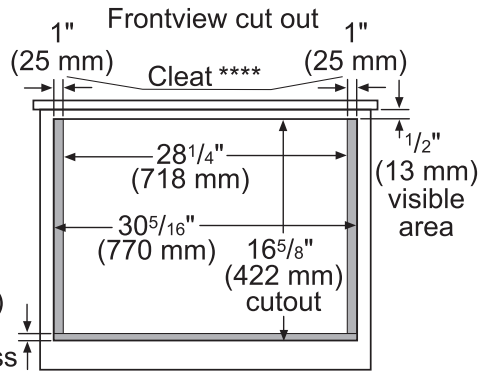
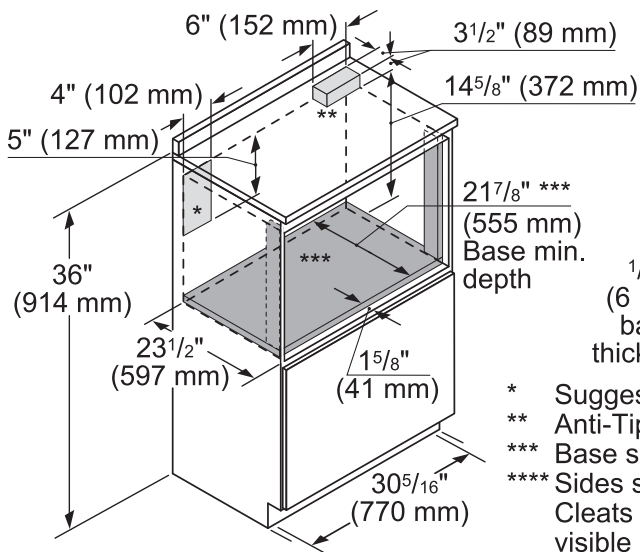


STANDARD INSTALLATION



- * Suggested location of electrical outlet
- ** Anti-Tip Block
- *** Base should support up to 100 lbs

FLUSH INSTALLATION



- * Suggested location of electrical outlet
- ** Anti-Tip Block
- *** Base should support up to 100 lbs
- **** Sides should be finished and extend back to cleat. Cleats should also be finished, as they may be visible after installation.

These warranties give you specific legal rights and you may have other rights that vary from state to state. Full warranty and limited warranty from date of installation. For complete warranty details, refer to your Use & Care manual, or ask your dealer.

Specifications are for planning purposes only. Refer to installation instructions and consult your countertop supplier prior to making counter opening. Consult with a heating and ventilation engineer for your specific ventilation requirements. For the most detailed information, refer to installation instructions accompanying product or write to Thermador indicating the model number. Specifications are correct at time of printing. Thermador reserves the right to change product specifications or design without notice. Some models are certified for use in Canada. Thermador is not responsible for products that are transported from the U.S. for use in Canada.