

VCIN60GWS

60-INCH CUSTOM INSERT

PROFESSIONAL® SERIES



FEATURES & BENEFITS

- Revel in creative freedom with Professional® Series custom inserts that can blend in with cabinetry or make a bold statement
- ★ Equipped with the Thermador Connected Experience by Home Connect™
- Powerfully Quiet® system accepts integral, inline, and remote blowers
- Beautiful illumination with multi-level, vivid LED lights
- Features automatic mode, delay shut-off, and check filter light

ACCESSORIES (OPTIONAL)

25 ft. Blower Connector Cable - EXTNCB25W

For use with the following inline and remote blowers:
VTR1030W, VTR1330W, VTI1010W

Roofplates

RFPLT1000P - For use with 1000 CFM remote blower
VTR1030W and 1300 CFM blower VTR1330W

VCIN Trim Notes

NOTE: VCIN_GWS series custom insert models include hood trim pieces to complete the installation.

Remote Control Panel

REMCPUW - Ability to vertically install on cabinetry or wall to control hood in a convenient location



GENERAL PROPERTIES

Features

Multi-Level LED Lights with Fading Transitions, Automatic Mode, Check Filter Reminder Light, Delay Shut-Off

Operating Mode	Ducted
Maximum CFM	Blower Sold Separately
Number of Speed Settings	4-Stage
Number of Lights	4
Bulb Type	LED
Total Power of the Lamps (W)	4.8 W
Damper Included	Yes
Grease Filter Material	Washable Stainless Steel
Grease Filter Type	Stainless-Steel Commercial Style Baffle Filter
Home Connect™ (Wi-Fi Enabled)	Yes

TECHNICAL DETAILS

Watts (W)	See Chart on Page 3
Current (A)	See Chart on Page 3
Volts (V)	120 V
Frequency (Hz)	60 Hz
Plug Type	Fixed Connection
Power Cord / Conduit Length (in)	Direct Wire at Junction Box

DIMENSIONS & WEIGHT

Overall Appliance Dimensions (Width of Canopy Included) (HxWxD) (in)	12 7/8" x 56 1/4" x 20 5/8"
Minimum Required Distance Above Gas / Electric Cooking Surface	30" Electric / 30" Gas
Diameter of Air Duct (in.) Top	10"
Net Weight (lbs)	81 lbs

ACCESSORIES (REQUIRED)

Blower (Sold Separately)

BLOWER OPTIONS

Remote Blowers (Mounted to Roof or External Wall)	VTR1030W - 1000 CFM VTR1330W - 1300 CFM
Inline Blowers (Mounted Between Kitchen and External Wall)	VTI1010W - 1000 CFM
Integrated Blower (Mounted in Hood)	VTN1090R - 1000 CFM

WARRANTY

Limited Warranty Parts and Labor	2 Year
----------------------------------	--------

VCIN60GWS

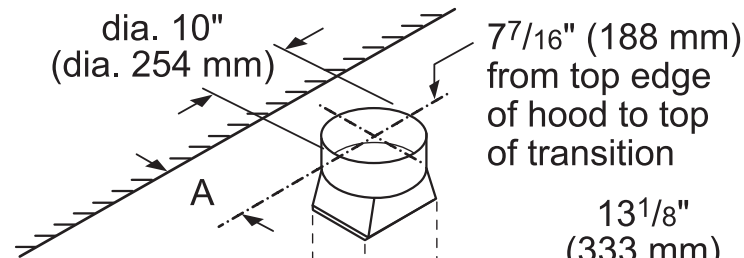
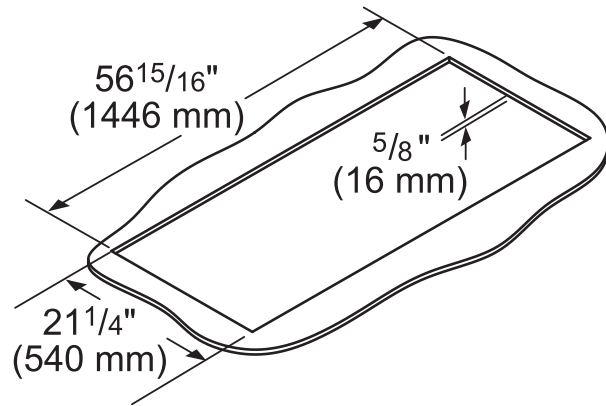
60-INCH CUSTOM INSERT

PROFESSIONAL® SERIES



HOOD DIMENSIONS

NOTE: VCIN Custom Insert models include hood trim pieces.



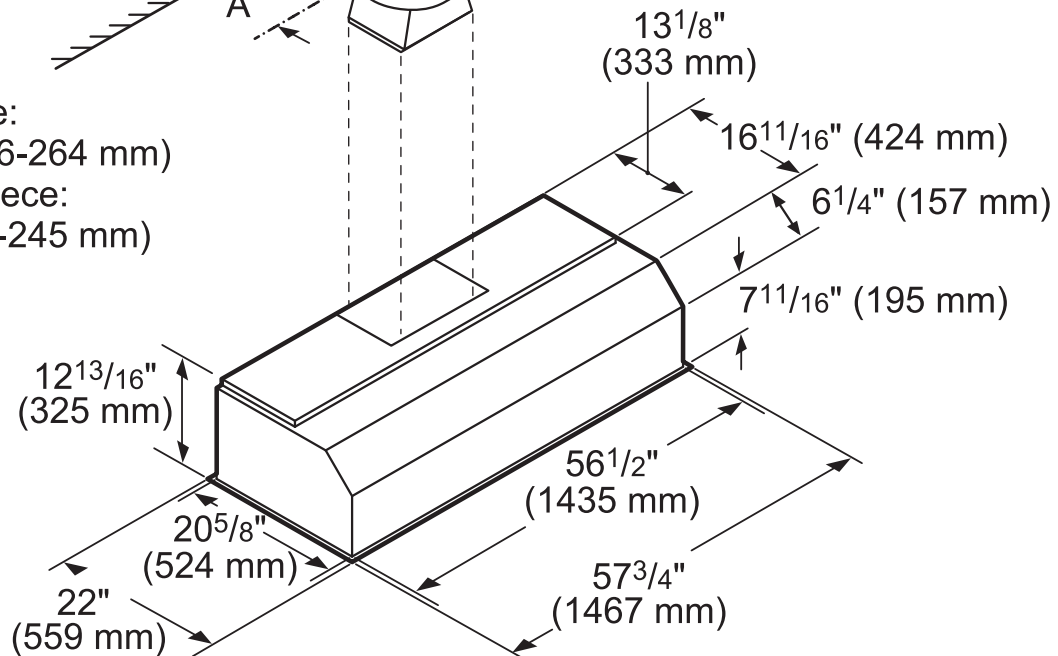
Dimension "A"

With Trim piece:

7³/₈"-10³/₈" (186-264 mm)

Without Trim piece:

6⁵/₈"-9⁵/₈" (168-245 mm)



OPTIONAL ACCESSORIES

REMOTE CONTROL PANEL REMCPW



Convenience at your fingertips: The remote control accessory offers the freedom to extend your hood controls to a more reachable spot

VCIN60GWS

60-INCH CUSTOM INSERT

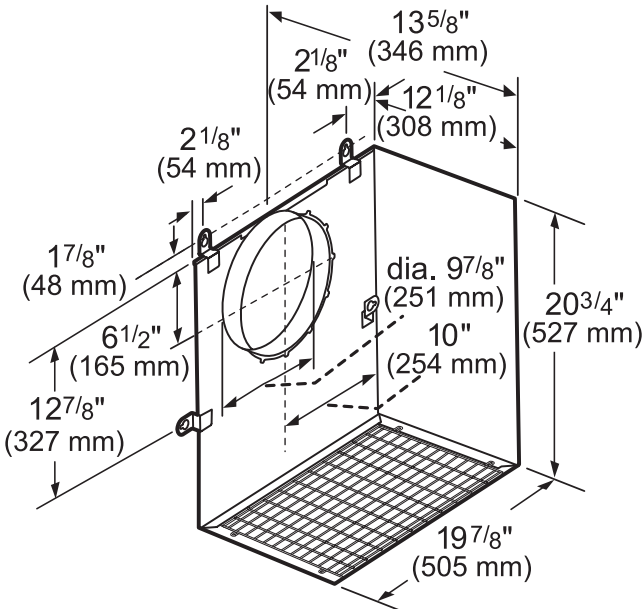
PROFESSIONAL® SERIES



MODEL	DESCRIPTION		ELECTRIC LOAD						
			VTN630W	VTN1090R	VTI610W	VTI1010W	VTR630W	VTR1030W	VTR1330W
VCIN60GWS	60" Custom Insert	Amps	4.6	8.0	6.5	8.4	6.5	8.4	11.9
		Watts	552	960	780	1,008	780	1,008	1,428

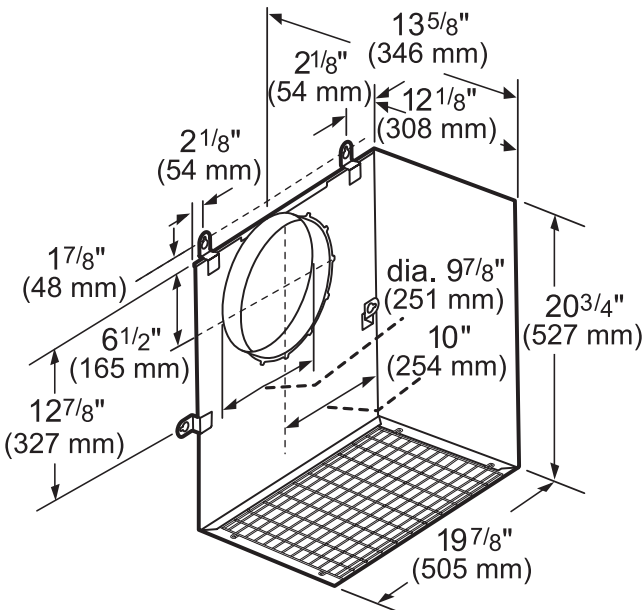
REMOTE BLOWERS (MOUNTED TO ROOF OR EXTERNAL WALL)

VTR1030W-1000 CFM



measurements in inches and mm

VTR1330W-1300 CFM



measurements in inches and mm

VCIN60GWS

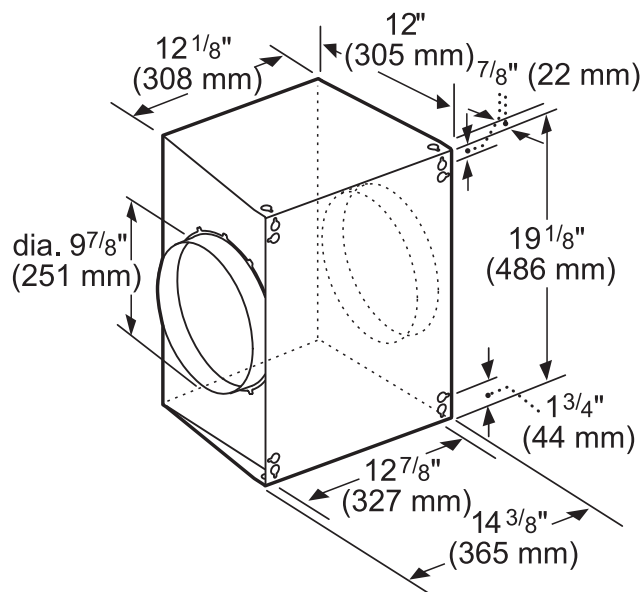
60-INCH CUSTOM INSERT

PROFESSIONAL® SERIES



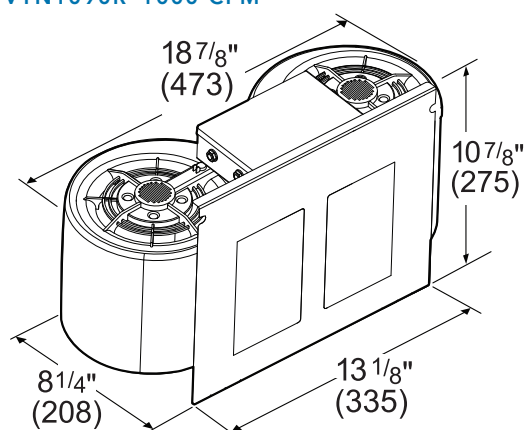
INLINE BLOWERS (MOUNTED BETWEEN KITCHEN AND EXTERNAL WALL)

VTI1010W-1000 CFM



measurements in inches and mm

VTN1090R-1000 CFM



measurements in inches and mm

VCIN60GWS

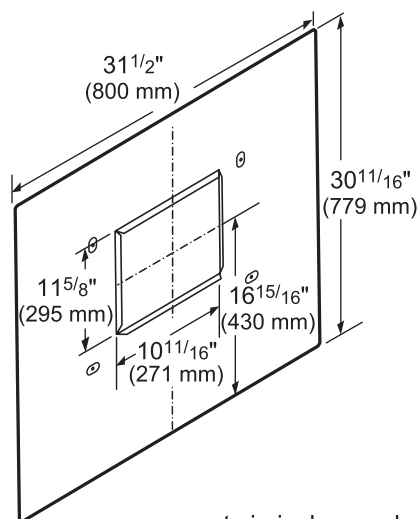
60-INCH CUSTOM INSERT

PROFESSIONAL® SERIES



REMOTE BLOWER ACCESSORIES

ROOFPLATE-RFPLT1000P



EXTNCB25W

For use with the following Inline and Remote Blowers: VTR1030W, VTR1330W, VTI1010W

These warranties give you specific legal rights and you may have other rights that vary from state to state. Full warranty and limited warranty from date of installation. For complete warranty details, refer to your Use & Care manual, or ask your dealer.

Specifications are for planning purposes only. Refer to installation instructions and consult your countertop supplier prior to making counter opening. Consult with a heating and ventilation engineer for your specific ventilation requirements. For the most detailed information, refer to installation instructions accompanying product or write to Thermador indicating the model number. Specifications are correct at time of printing. Thermador reserves the right to change product specifications or design without notice. Some models are certified for use in Canada. Thermador is not responsible for products that are transported from the U.S. for use in Canada.