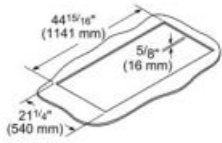
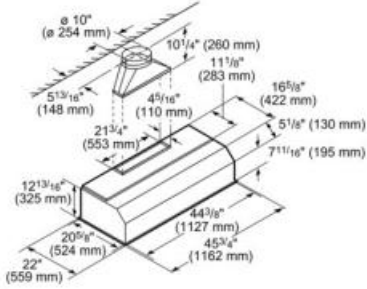
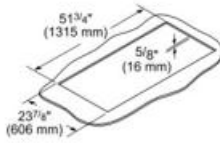




Cutout for insert without liner accessory



Cutout for insert with liner accessory LINER248



Amps (A)	15
Frequency (Hz)	60; 50; 50-60
Approval certificates	CSA
Plug type	Fixed connection
Net weight (lbs)	65
Gross weight (lbs)	73
Required distance above range/rangetop/cooktop	30"/30"
Diameter of air duct (in) top	10
Diameter of air duct (in) back	10
Operating mode	Ducted
Delay shut off modes	10
Required accessories	Blower
Optional accessories	LINER248, VCI2REMKS
Number of lights	4
Total power of the lamps (W)	40; 40