

PH48GWS

27-INCH DEPTH WALL HOOD (48-INCH WIDTH)

PROFESSIONAL® SERIES



FEATURES & BENEFITS

- 27" in depth, a perfect companion to Pro Grand® Professional Ranges
- ★- Equipped with the Thermador Connected Experience by Home Connect™
- Powerfully Quiet® system accepts integral, inline, and remote blowers
- Keep food warm until it's ready to be served with two independently controlled infrared heat lamps
- Beautiful illumination with multi-level, vivid LED lights

ACCESSORIES (OPTIONAL)

25 ft. Blower Connector Cable - EXTNCB25W

EXTNCB25W - For use with the following inline and remote blowers: VTR630W, VTR1030W, VTR1330W, VTI610W, VTI1010W

Roofplates

RFPLT600P - For use with 600 CFM remote blower VTR630W

RFPLT1000P - For use with 1000 CFM remote blower VTR1030W and 1300 CFM blower VTR1330W

6" Tall Duct Cover, 48" Wide	DC486W
20" - 54" Tall Duct Cover, 48" Wide	DC48TW

Built-In Remote Control Panel

REMCPU - Ability to vertically install on cabinetry or wall to control hood in a convenient location

Roof Jack	RJ310
8" Wall Cap	WC8
10" Wall Cap	WC10



GENERAL PROPERTIES

Features

Multi-Level LED Lights with Fading Transitions, Infrared Heat Lamps, Automatic Mode, Check Filter Reminder Light, Delay Shut-Off

Operating Mode	Ducted
Number of Speed Settings	4-Stage
Motor Location	Blower (Sold Separately)
Number Of Lights	4
Bulb Type	LED
Total Power Of The Lamps (W)	4.8
Damper Included	Yes
Grease Filter Material	Washable Stainless Steel

Grease Filter Type

Stainless-Steel Commercial Style Baffle Filter

Home Connect™ (Wi-Fi Enabled)	Yes
-------------------------------	-----

TECHNICAL DETAILS

Watts (W)	See Chart on Page 3
Current (A)	See Chart on Page 3
Volts (V)	120 V
Frequency (Hz)	60 Hz
Plug Type	120V-3 Prong

DIMENSIONS & WEIGHT

Overall Appliance Dimensions (Width Of Canopy Included) (HxWxD) (in)	18" x 47 15/16" x 27"
Required Distance Above Cooktop / Range Cooking Surface	30" / 30"
Diameter of Air Duct (in) Top	10"
Diameter of Air Duct (in) Back	10"
Net Weight (lbs)	98 lbs

ACCESSORIES (REQUIRED)

Blower (Sold Separately)

BLOWER OPTIONS

Remote Blower (Mounted to Roof or External Wall)	VTR630W - 600 CFM
	VTR1030W - 1000 CFM
	VTR1330W - 1300 CFM
Inline Blower (Mounted Between Kitchen and External Wall)	VTI610W - 600 CFM
	VTI1010W - 1000 CFM
Integrated Blower (Mounted in Hood)	VTN630W - 600 CFM
	VTN1090R - 1000 CFM

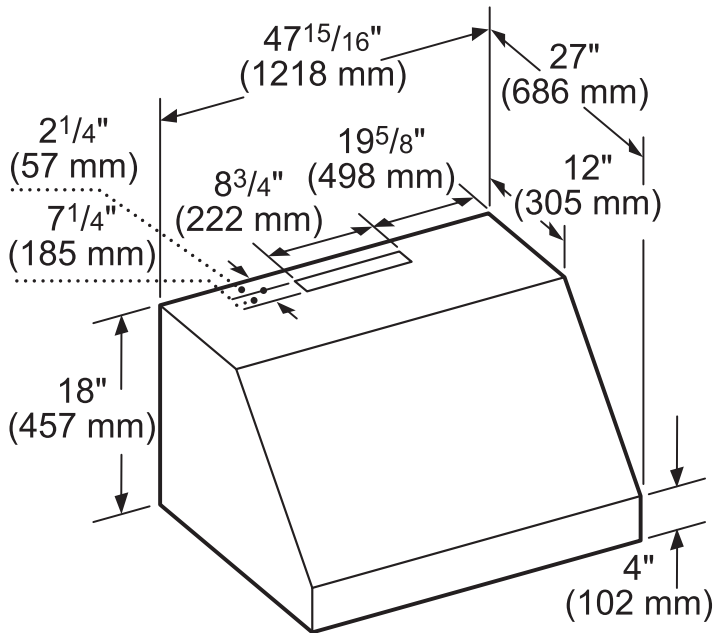
WARRANTY

Limited Warranty Parts And Labor	2 Year
----------------------------------	--------

PH48GWS
27-INCH DEPTH WALL HOOD
(48-INCH WIDTH)
PROFESSIONAL® SERIES



HOOD DIMENSIONS

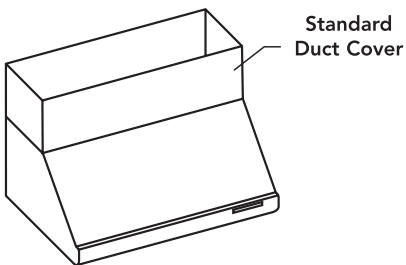


measurements in inches (mm)

OPTIONAL ACCESSORIES

- 48" WIDE DUCT COVER**
DC486W 6" TALL
DC48TW 20"-54" TALL

Stainless steel duct cover for wall hood applications



REMOTE CONTROL PANEL
REMCPW



Convenience at your fingertips: The remote control accessory offers the freedom to extend your hood controls to a more reachable spot

PH48GWS

27-INCH DEPTH WALL HOOD

(48-INCH WIDTH)

PROFESSIONAL® SERIES

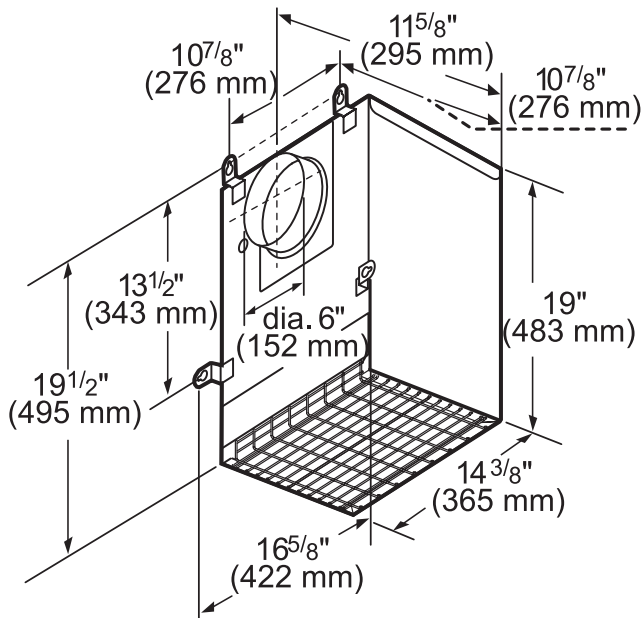


MODEL	DESCRIPTION		ELECTRIC LOAD						
			VTN630W	VTN1090W	VTI610W	VTI1010W	VTR630W	VTR1030W	VTR1330W
PH48GWS	48" Grand Wall Hood	Amps	9.8	13.2	11.7	13.6	11.7	13.6	17.1
		Watts	1,176	1,584	1,404	1,632	1,404	1,632	2,052

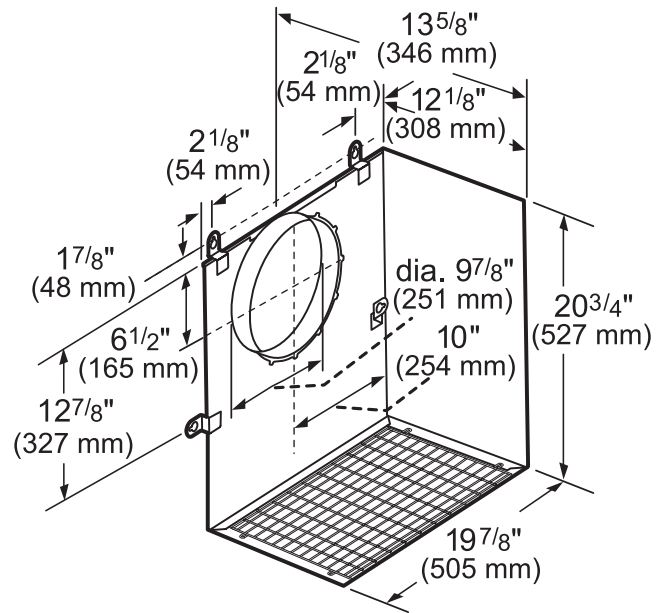
REMOTE BLOWERS (MOUNTED TO ROOF OR EXTERNAL WALL)

VTR630W-600 CFM

VTR1030W-1000 CFM

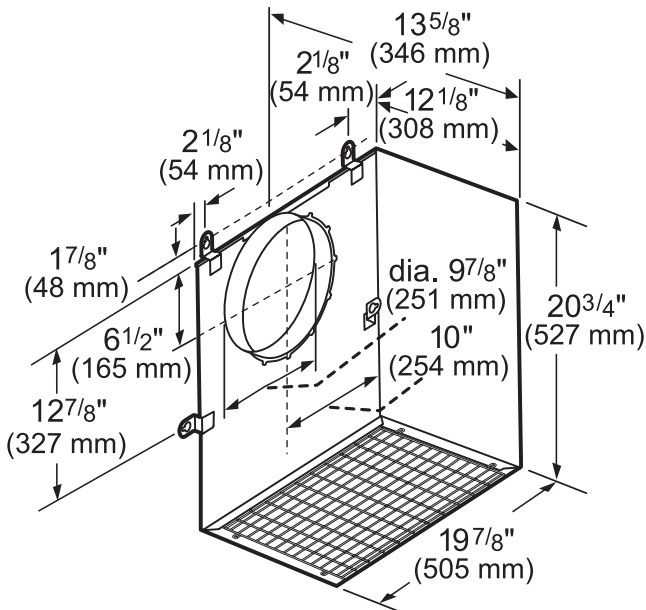


measurements in inches and mm



measurements in inches and mm

VTR1330W-1300 CFM



measurements in inches and mm

PH48GWS
27-INCH DEPTH WALL HOOD
(48-INCH WIDTH)
PROFESSIONAL® SERIES



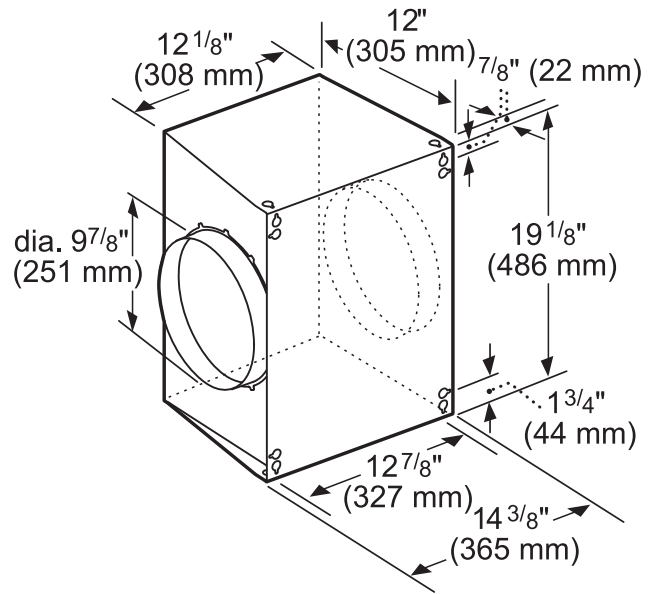
INLINE BLOWERS (MOUNTED BETWEEN KITCHEN AND EXTERNAL WALL)

VTI610W-600 CFM



measurements in inches and mm

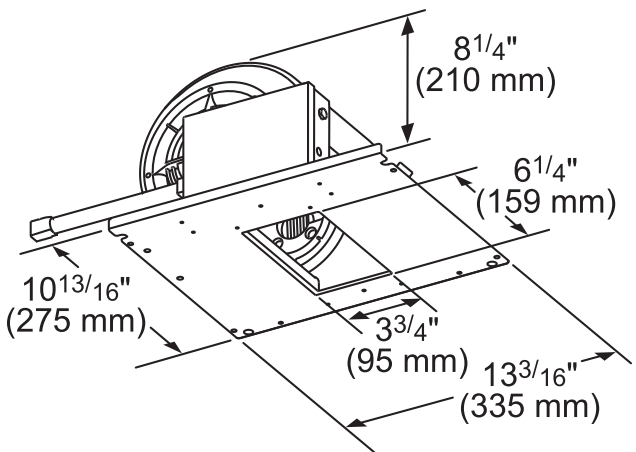
VTI1010W-1000 CFM



measurements in inches and mm

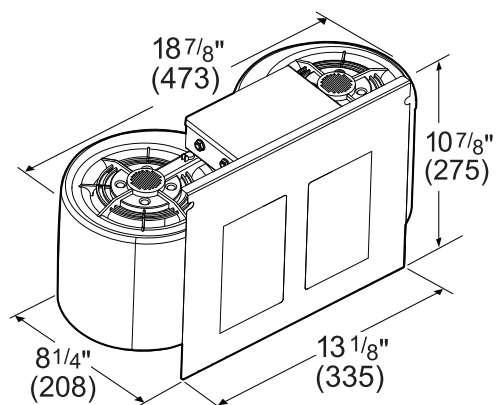
INTEGRATED BLOWERS (MOUNTED IN HOOD)

VTN630W-600 CFM



measurements in inches (mm)

VTN1090R-1000 CFM



measurements in inches and mm

PH48GWS
27-INCH DEPTH WALL HOOD
(48-INCH WIDTH)
PROFESSIONAL® SERIES

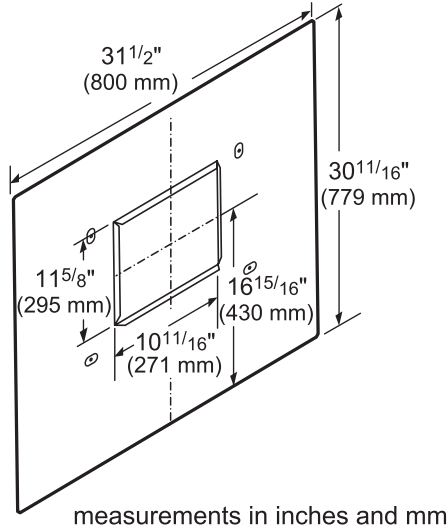


REMOTE BLOWER ACCESSORIES

ROOFPLATE-RFPLT600P



ROOFPLATE-RFPLT1000P

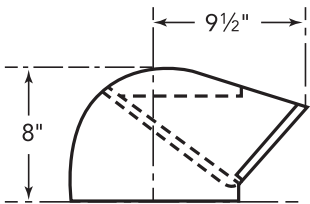


EXTNCB25W

For use with the following Inline and Remote Blowers: VTR630W, VTR1030W, VTR1330W, VTI610W, VTI1010W

ROOF JACK & TRANSITION

ROOF JACK-RJ310

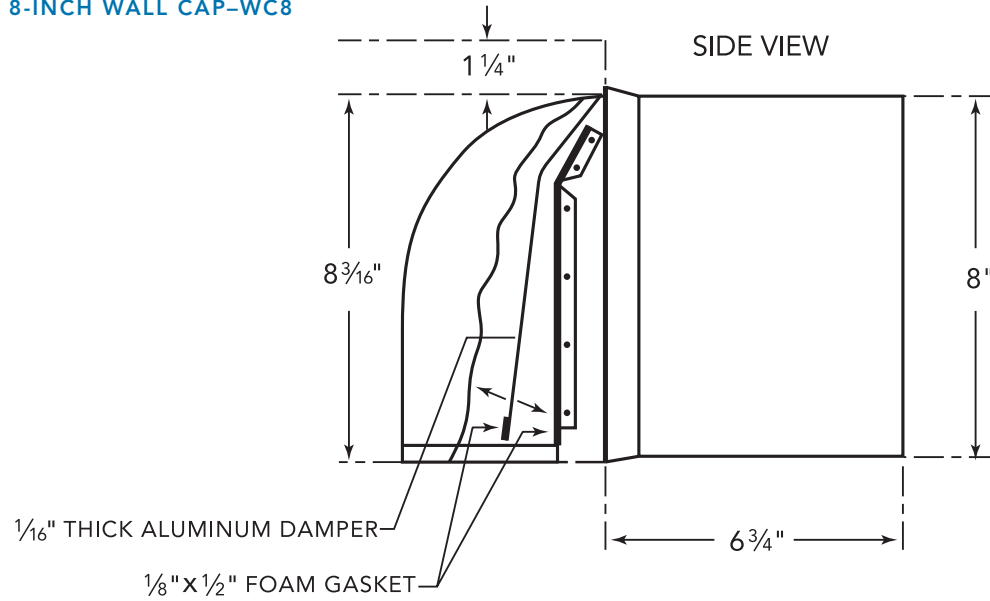


PH48GWS
27-INCH DEPTH WALL HOOD
(48-INCH WIDTH)
PROFESSIONAL® SERIES

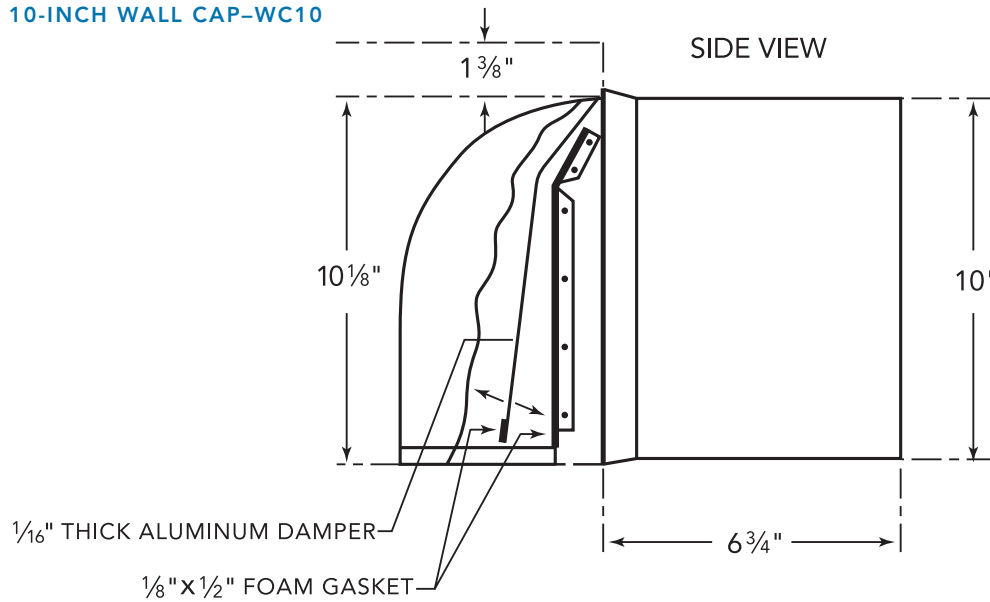


WALL CAPS

8-INCH WALL CAP-WC8



10-INCH WALL CAP-WC10



These warranties give you specific legal rights and you may have other rights that vary from state to state. Full warranty and limited warranty from date of installation. For complete warranty details, refer to your Use & Care manual, or ask your dealer.

Specifications are for planning purposes only. Refer to installation instructions and consult your countertop supplier prior to making counter opening. Consult with a heating and ventilation engineer for your specific ventilation requirements. For the most detailed information, refer to installation instructions accompanying product or write to Thermador indicating the model number. Specifications are correct at time of printing. Thermador reserves the right to change product specifications or design without notice. Some models are certified for use in Canada. Thermador is not responsible for products that are transported from the U.S. for use in Canada.