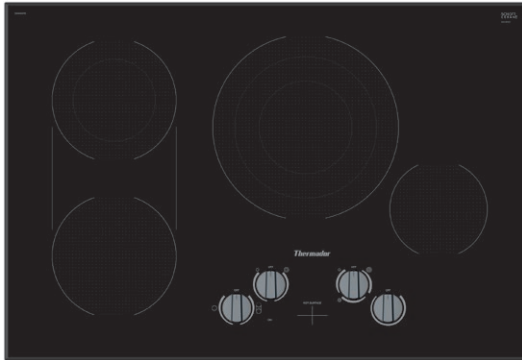


CEM305TB

30-INCH ELECTRIC COOKTOP

MASTERPIECE® SERIES



FEATURES & BENEFITS

- ★ - Dual zone bridge element accommodates oblong cookware and multiple diameter sizes
- Triple zone center element allows you to match element size to various sized cookware
- Variable 9-stage power setting offers a range of power from high heat to simmer
- Cooktop indicates when elements are still hot
- Heavy-duty stainless steel metal knobs provide precise control

ACCESSORIES (OPTIONAL)



CHEFSPAN08
10" Stainless Steel Pan

GENERAL PROPERTIES

Controls	Metal Knobs
----------	-------------

ELEMENT PERFORMANCE

Power of Front Left Heating Element	1,700 W
Power of Back Left Heating Element	1,700 / 700 W
Power of Bridge Element	4,000 W
Power of Center Heating Element	3,080 / 2,200 / 1,050 W
Power of Back Right Heating Element	N/A
Power of Front Right Heating Element	1,200 W

ELEMENT SIZE

Dimension of Front Left Heating Element	7"
Dimension of Back Left Heating Element	7", 5"
Dimension of Center Heating Element	11", 8", 6"
Dimension of Back Right Heating Element	N/A
Dimension of Front Right Heating Element	6"

TECHNICAL DETAILS

Watts (W)	8,200 W
Circuit Breaker (A)	40 / 30 A
Volts (V)	240 / 208 V
Frequency (Hz)	60 Hz
Plug Type	No Plug
Conduit	38" Flexible 3-Wire
Energy Source	Electric

DIMENSIONS & WEIGHT

Overall Appliance Dimensions (HxWxD) (in)	7 ¹ / ₁₆ " + 3 15 ¹ / ₁₆ " x 31" x 21 1 ¹ / ₄ "
Required Cutout Size (HxWxD) (in)	3 15 ¹ / ₁₆ " x 28 3 ³ / ₄ " x 19 7 ⁷ / ₈ "
Minimum Distance From Counter Front (in)	2 1 ¹ / ₄ "
Minimum Distance From Rear Wall (in)	2 3 ³ / ₄ "
Net Weight (lbs)	31 lbs

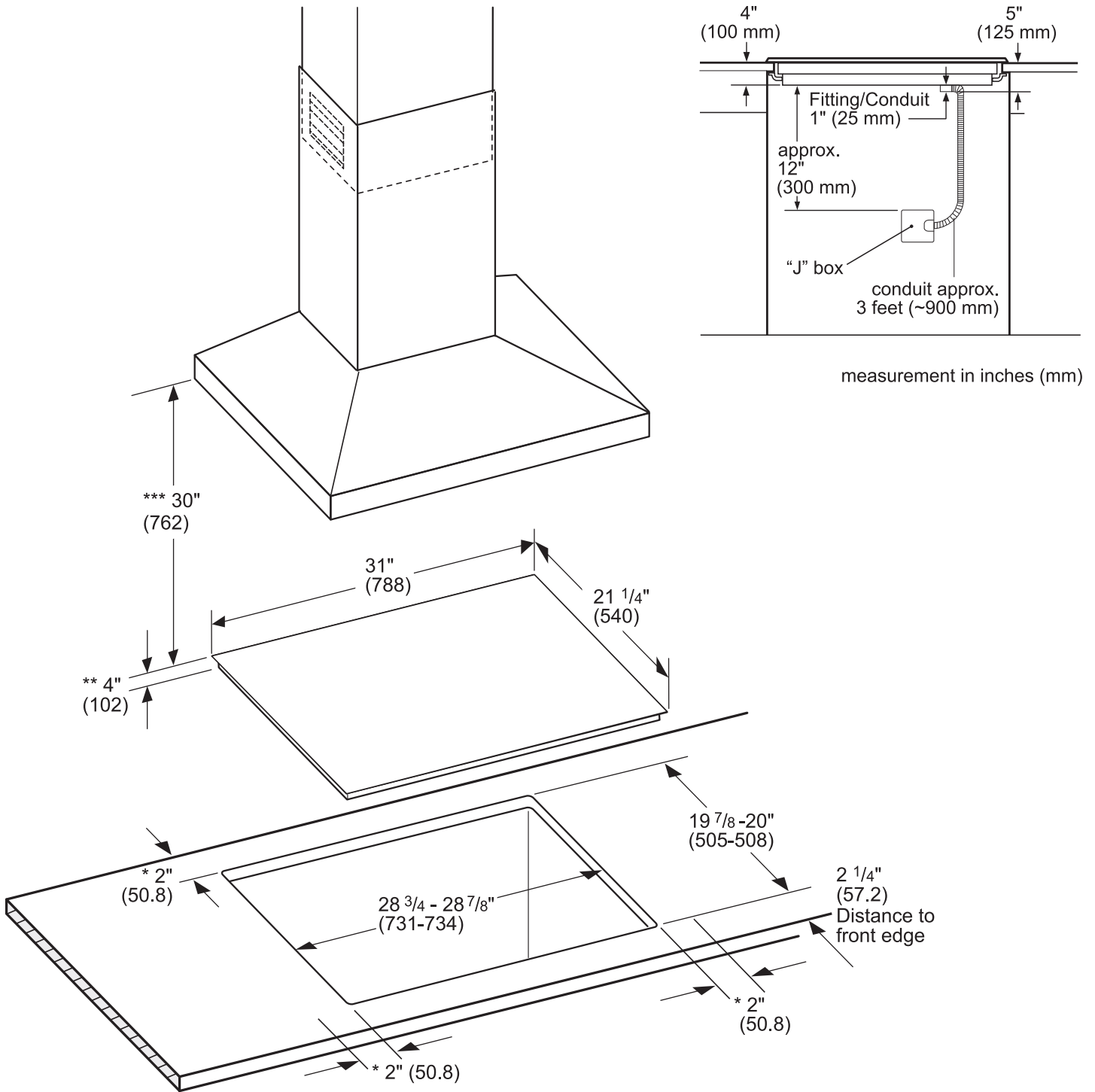
WARRANTY

Limited Warranty, Entire Appliance, Parts and Labor	2 Year
---	--------

CEM305TB
30-INCH ELECTRIC COOKTOP
 MASTERPIECE® SERIES



30-INCH ELECTRIC COOKTOP AND CUTOUT DIMENSIONS



measurement in inches (mm)

- * Minimum distance from the cooktop cut-out to the wall
- ** Maximum recessed depth
- *** Minimum distance between the surface of the cooktop and the underside of the exhaust hood.

Measurements in inches (mm in brackets)

CEM305TB

30-INCH ELECTRIC COOKTOP

MASTERPIECE® SERIES



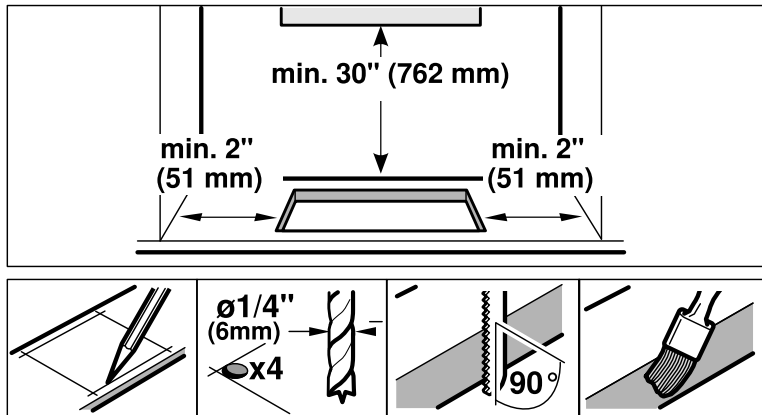
INSTALLATION ABOVE A THERMADOR WALL OVEN



Product Type	A Inches (mm)	B min. Inches (mm)	C max. Inches (mm)
Conventional Oven	28 1/4 (718)	31 1/4 (794) min.	4 3/4 (121)
Steam Oven	25 1/16 (636)	28 1/16 (713)	7 15/16 (202)
Steam Oven with 4" Storage Drawer*	28 1/4 (718)	31 1/4 (794) min.	4 3/4 (121)
Microwave / Speed Oven	19 1/4 (488)	24 (609) min.	12" (306)
Microwave / Speed Oven with Warming drawer*	28 1/4 (718)	31 1/4 (794) min.	4 3/4 (121)

When installing an oven or oven with a drawer in combination with a cooktop, a minimum distance between the cabinet floor and countertop (B) is required. Reference the table for dimensions. Refer to the oven installation guide for all other measurements.

COUNTERTOP REQUIREMENTS



These warranties give you specific legal rights and you may have other rights that vary from state to state. Full warranty and limited warranty from date of installation. For complete warranty details, refer to your Use & Care manual, or ask your dealer.

Specifications are for planning purposes only. Refer to installation instructions and consult your countertop supplier prior to making counter opening. Consult with a heating and ventilation engineer for your specific ventilation requirements. For the most detailed information, refer to installation instructions accompanying product or write to Thermador indicating the model number. Specifications are correct at time of printing. Thermador reserves the right to change product specifications or design without notice. Some models are certified for use in Canada. Thermador is not responsible for products that are transported from the U.S. for use in Canada.