

T24UW900RP

UNDER-COUNTER WINE RESERVE WITH GLASS DOOR

CUSTOM PANEL-READY – RIGHT HINGED



Also Available:

- T24UW900LP – Left Hinged Custom Panel-Ready
- T24UW920LS – Left Hinged with Professional Series Handle
- T24UW920RS – Right Hinged with Professional Series Handle
- T24UW910LS – Left Hinged with Masterpiece® Series Handle
- T24UW910RS – Right Hinged with Masterpiece® Series Handle

FEATURES & BENEFITS

- Dual zone wine storage with adjustable temperature zones
- Full-extension wine racks
- UV resistant tempered glass door
- SoftClose® door hinges for ultra-smooth closing of the door
- LED theater lighting
- Touch electronic controls for precise temperature management

GENERAL PROPERTIES

Custom Panel-Ready	Yes
UV Resistant Glass Door	Yes
Reversible Door Swing	Left and Right Available
SoftClose® Door Hinges	Yes
Lighting	Adjustable LED Lighting
Bottle Shelves	6
Shelf Material	Wenge Triangular Hardwood dowels w/ Aluminum Front Caps
Full Extension Wine Racks	Yes
Dual Zone Wine Storage	Yes
Door Open Alarm	Yes
Touch Electronic Controls	Yes
STAR-K Certified Sabbath Mode	Yes

CAPACITY

Number of Bottles	41
-------------------	----

TEMPERATURE RANGES

Upper Zone	40°F (3°C) to 52°F (10°C)
Lower Zone	52°F (11°C) to 64°F (18°C)

TECHNICAL DETAILS

Watts (W)	150 W
Current (A)	15 Amp
Volts (V)	115 V
Frequency (Hz)	60 Hz
Power Cord Length (in.)	60"
Plug Type	120V 3-Wire

DIMENSIONS & WEIGHT

Appliance Dimensions (H x W x D) (in.)	34 1/4" x 23 7/8" x 24"
Required Cutout Size (H x W x D) (in.)	34 3/4" – 35 1/4" x 24 3/16" x 24 9/16"
Net / Gross Weight (lbs.)	190 / 205 lbs.

EFFICIENCY

Annual Energy Consumption	426 kWh
---------------------------	---------

WARRANTY

Limited, Entire Appliance, Parts and Labor on any Part of the Refrigerator that Fails Because of a Manufacturing Defect

2 Year

Limited Warranty for Sealed Refrigeration System**; Parts and Labor

3rd to 6th Year

Limited Warranty for Sealed Refrigeration System*; Parts Only

7th to 12th Year

*Height adjustable + 1/2" (13 mm) with legs fully extended

**Sealed refrigeration system includes compressor, evaporator, condenser, dryer / strainer and connection tubing

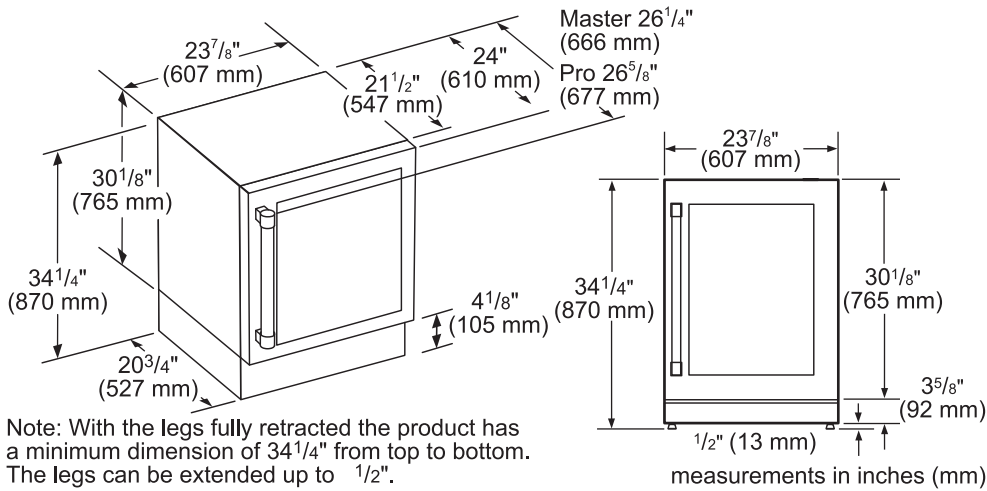
T24UW900RP

UNDER-COUNTER WINE RESERVE WITH GLASS DOOR

CUSTOM PANEL-READY – RIGHT HINGED

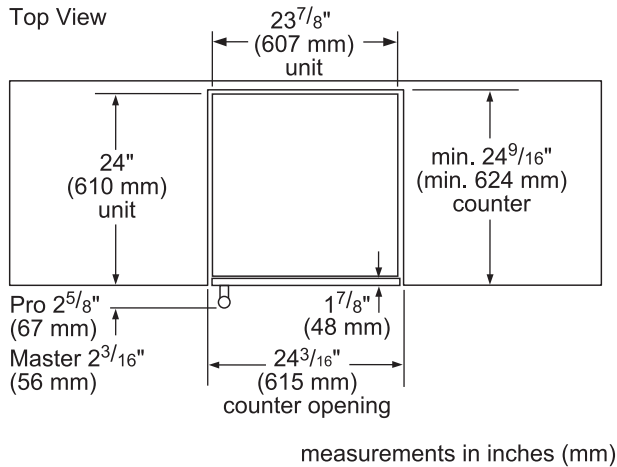


GLASS DOOR WINE RESERVE PRODUCT DIMENSIONS

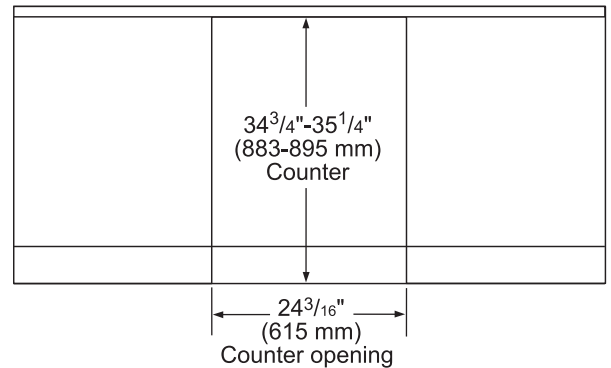


GLASS DOOR WINE RESERVE CUTOUT DIMENSIONS

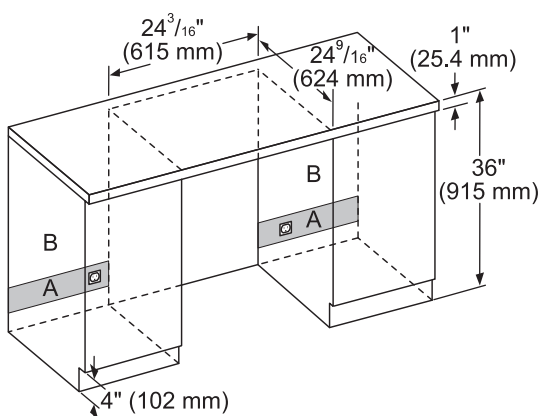
Top View



Frontal view



GLASS DOOR WINE RESERVE CUTOUT DIMENSIONS & ELECTRICAL LOCATION



For flush installation, recommend outlet and water connection to be placed to the side of the unit and not directly behind.

measurements in inches (mm)

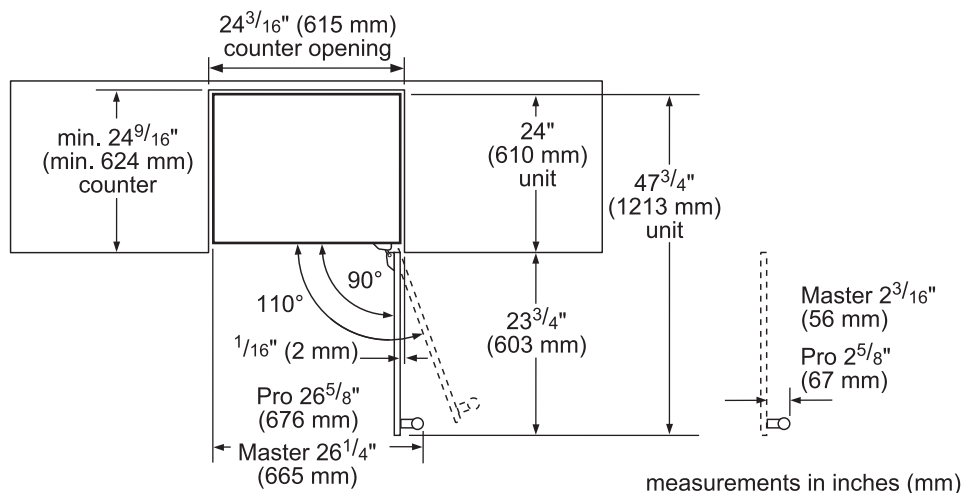
T24UW900RP

UNDER-COUNTER WINE RESERVE WITH GLASS DOOR

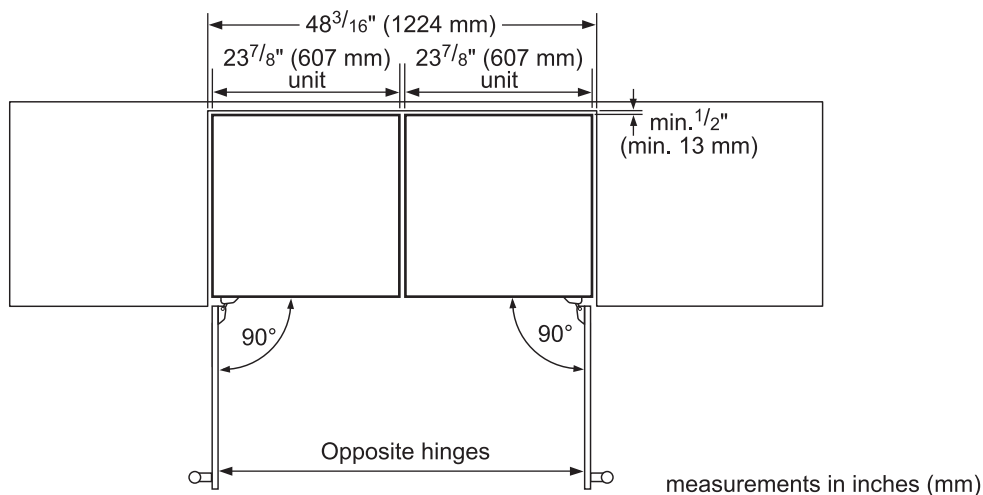
CUSTOM PANEL-READY – RIGHT HINGED



GLASS DOOR WINE RESERVE CUTOUT & DOOR SWING DIMENSIONS



GLASS DOOR WINE RESERVE SIDE-BY-SIDE INSTALLATION



ACCESSORIES (OPTIONAL)

HANDLES

NOTE: Choose one handle for each glass door model, choose 2 handles for each double drawer model.



PR20HNDL20
20-Inch Professional Series Handle



MS20HNDL20
20-Inch Masterpiece® Series Handle

T24UW900RP

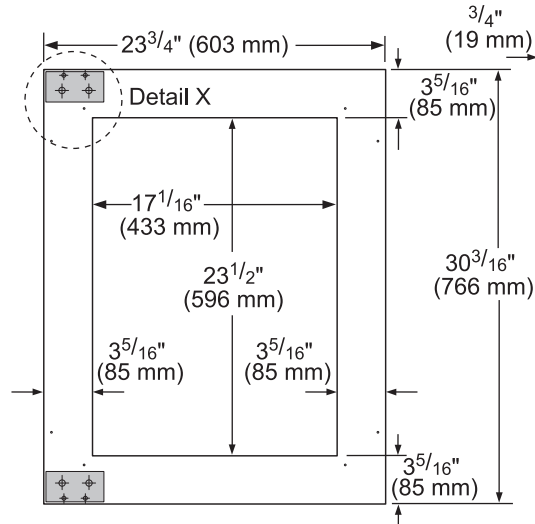
UNDER-COUNTER WINE RESERVE WITH GLASS DOOR

CUSTOM PANEL-READY – RIGHT HINGED



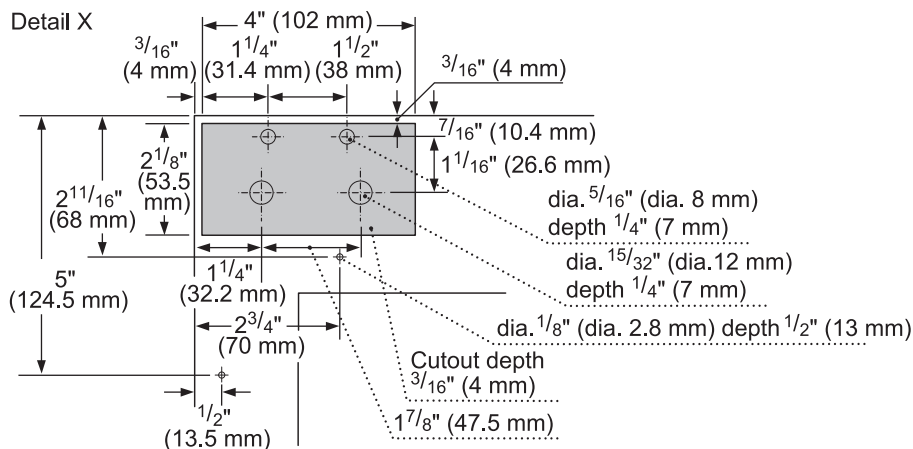
GLASS DOOR WINE RESERVE CUSTOM PANEL DIMENSIONS

Overlay Panel - Rear View



Notes:

1. The thickness of the overlay panel must be $\frac{3}{4}$ " (19 mm).
2. Overlay panel must not weigh more than 10 lbs (4.54 kg).
3. Overlay panels weighing more than recommended may cause damage to your appliance.
4. It is recommended to have the help of a second person to install the panel.
5. Use the recommended tools in the installation manual to facilitate the installation of the panel. Failure to use the proper tools or the help of a second person may result in damage to the panel and/or the appliance.
6. The following graphic shows a custom panel for a door with the hinges installed on the right-hand side. If your wine cellar has hinges installed on the left-hand side, rotate the custom panel 180° so the hinge will be on the left.



measurements in inches (mm)

These warranties give you specific legal rights and you may have other rights that vary from state to state. Full warranty and limited warranty from date of installation. For complete warranty details, refer to your Use & Care manual, or ask your dealer.

Specifications are for planning purposes only. Refer to installation instructions and consult your countertop supplier prior to making counter opening. Consult with a heating and ventilation engineer for your specific ventilation requirements. For the most detailed information, refer to installation instructions accompanying product or write to Thermador indicating the model number. Specifications are correct at time of printing. Thermador reserves the right to change product specifications or design without notice. Some models are certified for use in Canada. Thermador is not responsible for products that are transported from the U.S. for use in Canada.