




Product: 24 Inch Professional Electric Range in Stainless Steel
Model Number: HRE2401

TECHNICAL DETAILS

Fuel Type	Electric
Construction	Freestanding
Color	Stainless Steel
Voltage	240V 50A
Frequency (Hz)	60 Hz
Controls Type	Zinc Alloy Knobs
Control Panel	Blue LED
Hot Surface Indicator Light	Front Right Corner of Cooktop w/Temp at 150°F (65°C)

COOKTOP PERFORMANCE

Cooktop	Black Polished Plate Glass Ceramic Cooktop
Total Elements	4
[1] Front Left Element (Single)	2000W
[2] Front Right Element (Dual)	2200W
[3] Rear Left Element (Single)	1200W
[4] Rear Right Element (Single)	1200W



FEATURES & BENEFITS

- + **Smooth Glass Top** - Easy to fit in a 24-Inch space, this freestanding professional electric range features a frameless glass top that is flush with the countertop giving it a seamless look that is easy to clean.
- + **Four Heating Elements** - Four element cooktop gives you the ultimate cooking flexibility with a powerful radiant cooktop. From a 1200W single heating element to a high-powered 2,200W dual heating element, this range gives you the power to master any meal.
- + **True Convection Fan** - The true convection fan blows heat from the 800W heating element for more even heating and optimum cooking and baking results.
- + **LED Control Panel Lights** - When in operation, the LED control panel lights illuminate a striking blue for an added pop of color.
- + **Large Oven Capacity** - 3.73 cu. ft. oven capacity can accommodate multiple dishes for enhanced cooking.
- + **Heavy Duty Control Knobs** - Heavy duty, die-cast metal heating element control knobs add style and durability.
- + **Brilliant Blue Porcelain Interior** - The brilliant blue porcelain interior adds a bold, stylish touch to your professional range.
- + **Multiple Cooking Modes** - Multiple cooking modes including bake, convection bake, broil and convection broil give you the flexibility you need to create masterful meals.

ACCESSORIES

2 Oven Racks, 1 Broiler Pan

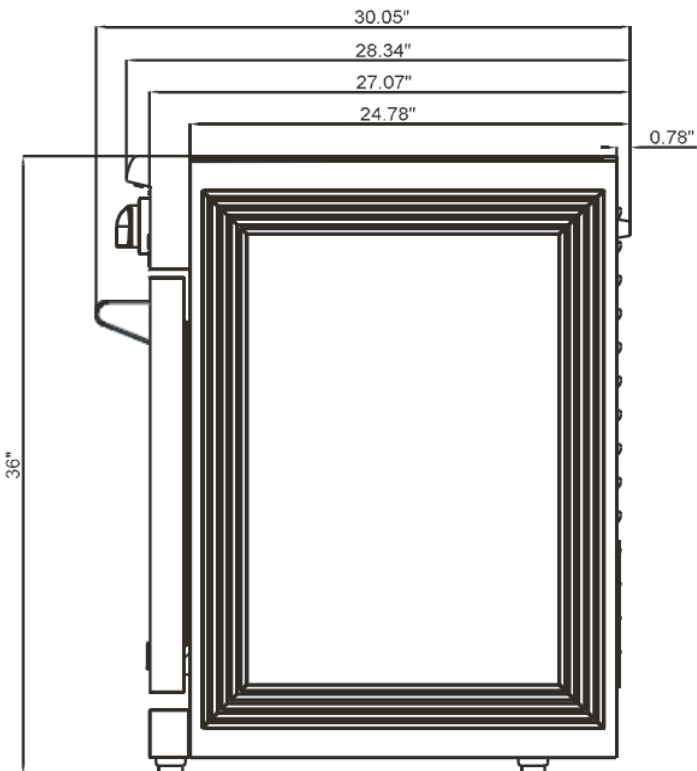
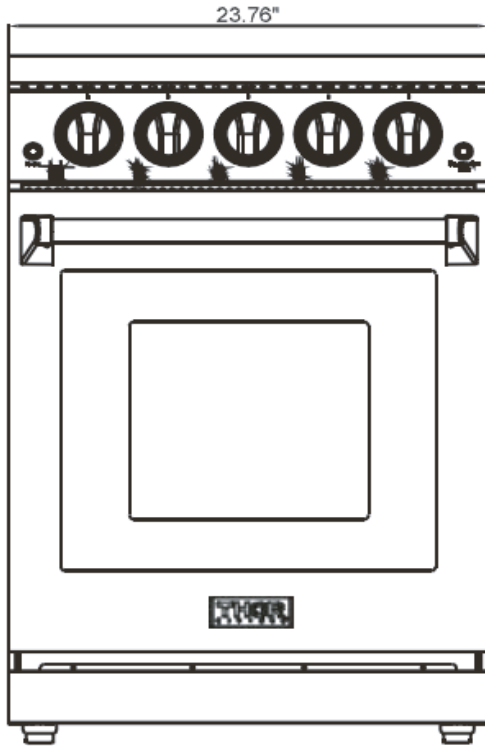


WARRANTY: 2 YEARS ON PARTS AND LABOR



PRODUCT DIMENSIONS

Product Width	23 3/4"
Product Height	36" - 37"
Product Depth (including door)	26 1/2"
Adjustable Legs	1" Max



HEAT ELEMENT DIMENSIONS

01 Right Front	9" / 6"
02 Right Rear	6"
03 Left Rear	6"
04 Left Front	8"
05 Convection Fan Switch	

OVEN PERFORMANCE

Oven Capacity	3.73 cu. ft.
Oven Functions	Bake, Broil, Keep Warm, Convection Bake, Convection Roast
Oven Color	Blue
Top Heating Element Power	3000W
Lower Heating Element Power	2700W
Convection	True Convection with 800W Heating Element
Oven Light	1, Rear
Oven Racks	2
Oven Rack Material	Chrome Plated
Rack Positions	6
Baking Sheet	Fits Half Sheet Pan (18" x 13")

REQUIRED CUTOUT SIZE

Cutout Width	24"
Cutout Depth	24"
Cutout Height	36"

CONTROL KNOBS

01	Right Front : 9" & 6", 2200W Combined
02	Right Rear: 6", 1200W
03	Left Rear: 6", 1200W
04	Left Front: 8", 2000W
05	Convection Fan Switch
06	Oven Light Switch
07	Oven Knob
08	Hot Surface Indicator

