



Product: 36-inch French Door Built-in Refrigerator
Model Number: XRF3619BFP

FEATURES & BENEFITS

- Flush Hinge Installation Benefits:** Seamlessly integrates with cabinetry for a polished look, enhancing kitchen aesthetics.
- Digital Display:** Conveniently monitor settings and temperatures at a glance for precise control and food preservation.
- Soft-close Drawers:** Ensures gentle and silent closing, preventing slamming and reducing wear and tear over time.
- Customized Modes:** Tailor refrigerator operation with Sabbath, Holiday, and ECO modes, optimizing energy usage and functionality.
- Interior Water Dispenser:** Provides easy access to clean and fresh water, especially convenient for units equipped with an ice maker.
- Height-adjustable Shelves:** Offers flexibility in organizing storage space, accommodating items of various sizes with ease.
- Spill-proof Glass Shelves:** Facilitates easy cleaning and maintenance, preventing spills from reaching other parts of the refrigerator.
- LED Interior Lighting:** Illuminates the interior for better visibility, making it easier to locate items and enhancing the overall user experience.
- Ultra-quiet Operation:** Operates at an ultra-quiet 43 dB(A) for a peaceful kitchen environment without compromising performance.
- Appliance Leveling Capability:** Front-leveling capability ensures optimal stability and alignment, preventing issues related to uneven surfaces.
- Easy Door Panel Alignment:** Simplifies the adjustment of door panels for a polished and cohesive appearance in the kitchen.
- Automatic Ice Maker:** Internal automatic ice maker that produces up to 3.9 lbs of ice daily.

TECHNICAL DETAILS

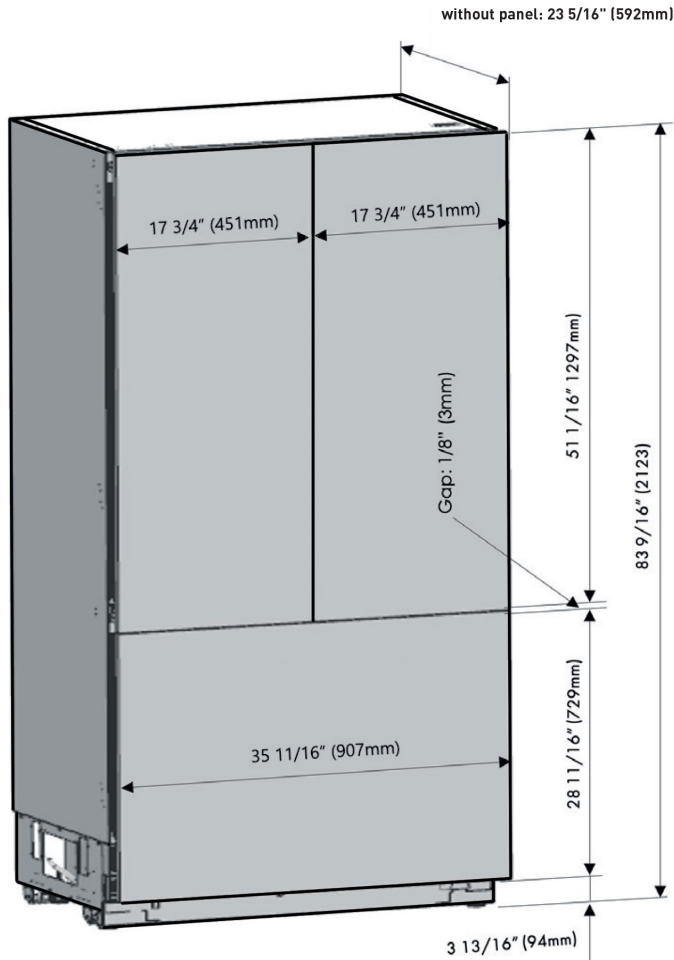
Total Capacity	19.6 cu. ft.
Refrigerator Capacity	14 cu. ft.
Freezer Capacity	5.6 cu. ft.
Amperage or Current	3A
Volts	120V
Frequency	60Hz
Plug Type	3-Prong Grounding Plug
Power Cord Length	86.6"
Energy consumption	589 kwh/yr



WARRANTY: 2 YEARS PARTS AND LABOR







GENERAL PROPERTIES

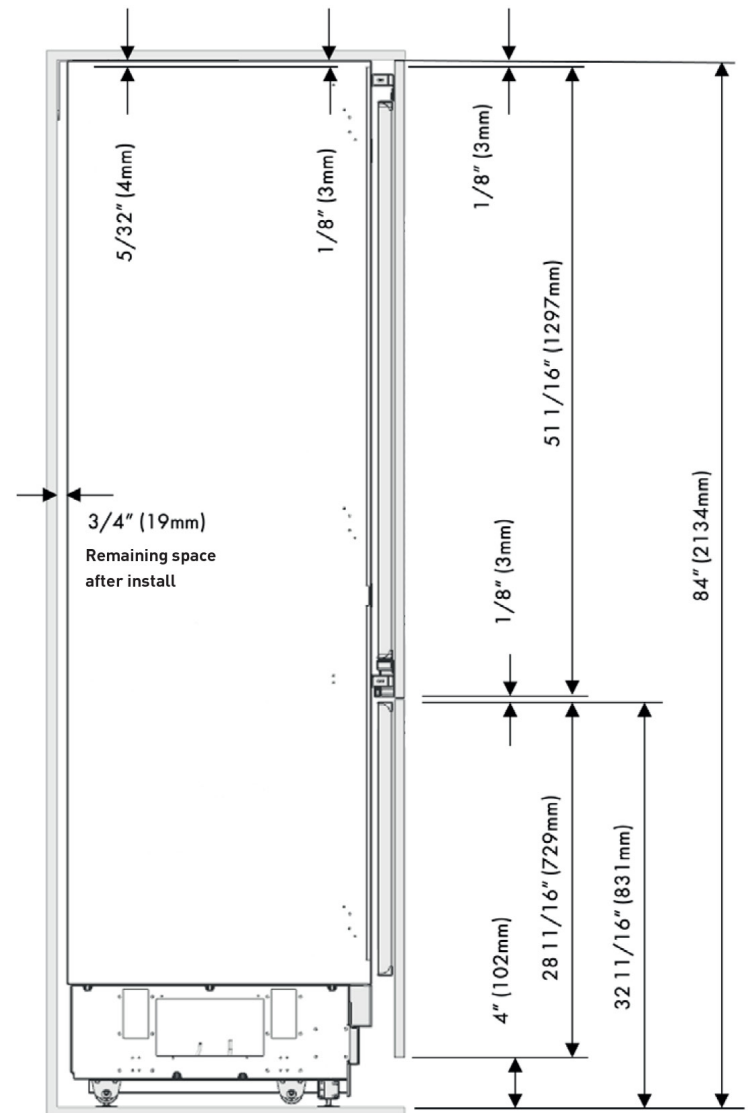
Number Of Doors	3
Number Of Shelves	3
Number Of Freezer Baskets	2
Number of Door Bins	6 (5 + 1 Gallon Bin)
Adjustable Racks & Removable Shelves	3
Shelf Material	Glass
Reversible Door Swing	No
Soft Closing Drawer Feature	No
Water Filter	Yes
Lighting	LED
Freezer Defrost Process	Automated Defrosting
Refrigerator Adjustable Temp	+36°F(2°C) to +46°F(8°C)
Chiller Zone Adjustable Temp	+30°F(-1°C) to +41°F(5°C)
Freezer Adjustable Temp	+5°F(-15°C) to -11°F(-24°C)

PRODUCT DIMENSIONS & WEIGHTS

Product Dimensions (WxDxH)	35-3/4" x 23-5/16" x 83-9/16"
Package (WxDxH)	38-3/16" x 26-3/8" x 90-9/16"
Product Extra Width Clearance with Door Open 90 Degrees	42"
Product Height to Top of Refrigerator	83-9/16 (+1)
Cutout Dimensions (WxDxH)	36" x 25" x 84"
Product Weight	355 lbs
Packed Weight	400 lbs

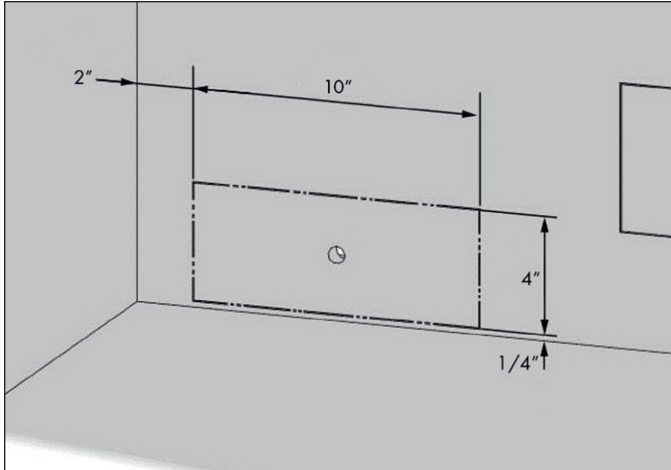
STAINLESS STEEL DOOR PANELS WITH HANDLE SET FOR XRF3619BFP (DKXRF3619BFP-SS)

Fridge Door Dimensions (WxDxH) (X2)	17-11/16" x 3/4" x 51-1/16"
Weight (X2)	21.8 lbs
Freezer Door Dimensions (WxDxH)	35-3/4" x 3/4" x 28-11/16"
Weight	23.8 lbs

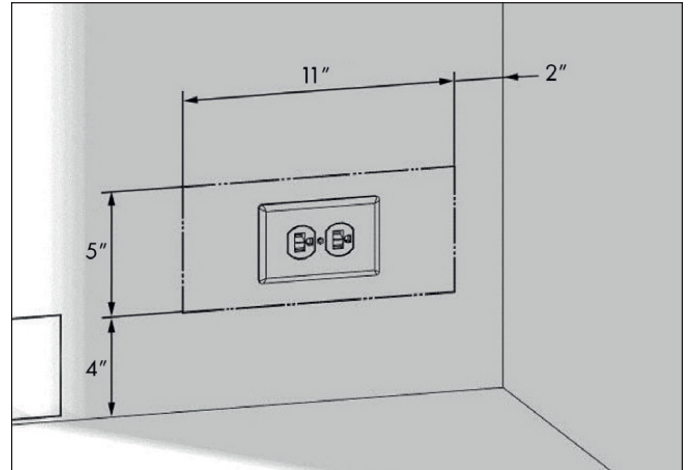


Replacement Water Filter: WFX200BM

Plumbing



Electrical



Water pressure

- The water pressure of the cold water supply must be between 25-80 psi (1.7-5.5 Bar)
- If the water pressure exceeds 80 psi (5.5 Bar), install a pressure limiting device or water impact protector to the water inlet valve
- Do not install or operate the appliance if the water pressure exceeds 120 psi (8.3 Bar)
- If there are issues with the water pressure, contact a qualified plumber.