



## 3 SERIES GAS COOKTOPS

Viking 3 Series – RVGC

### FEATURES AND FUNCTIONS

- Wide variety of BTU ratings to accommodate all types of surface cooking needs

#### ▪ GAS 30" WIDE COOKTOP

- Left front – 9,100 BTU
- Left rear – 9,100 BTU
- Center – 17,000 BTU
- Right front – 12,000 BTU
- Right rear – 5,000 BTU

#### ▪ GAS 36" WIDE COOKTOP

- Left front – 9,100 BTU
- Left rear – 9,100 BTU
- Center – 17,000 BTU
- Right front – 12,000 BTU
- Right rear – 5,000 BTU

- Sealed burners with aluminum flame ports and porcelainized, cast-iron burner caps

#### ▪ EXCLUSIVE SureSpark™ Ignition System

- Automatic electronic spark ignition/re-ignition surface burners light at any position on the knob and re-light if extinguished, even on lowest setting



30" WIDE GAS COOKTOP



36" WIDE GAS COOKTOP

### EASY OPERATION AND CLEANUP

- Permanently sealed burners – spills cannot enter burner box
- One-piece, extremely durable steel top with separate spill collection areas
- Durable metal die-cast knobs with child-proof, push-to-turn safety feature
- Customer-removable knobs, grates, and burners/caps for easy cleaning
- Continuous grate design for easy movement of pots and pans
- Overall/burner box dimensions designed to fit majority of similarly sized cooktop cutouts

### MODEL NUMBERS

- RVGC33015B – 30"W. Gas Cooktop; five burners
- RVGC33615B – 36"W. Gas Cooktop; six burners

### ACCESSORIES

- RDLPKC – LP conversion kit

### COLOR FINISHES

- Available in Stainless Steel (SS)



### WARRANTY

- 2-year full – complete product
- 90-day full – cosmetic parts such as glass, painted items and decorative items
- 5-year limited – gas surface burners

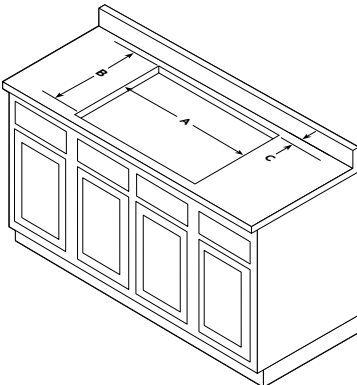
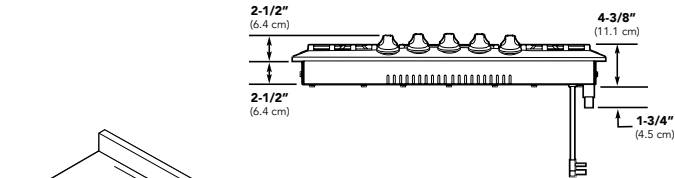
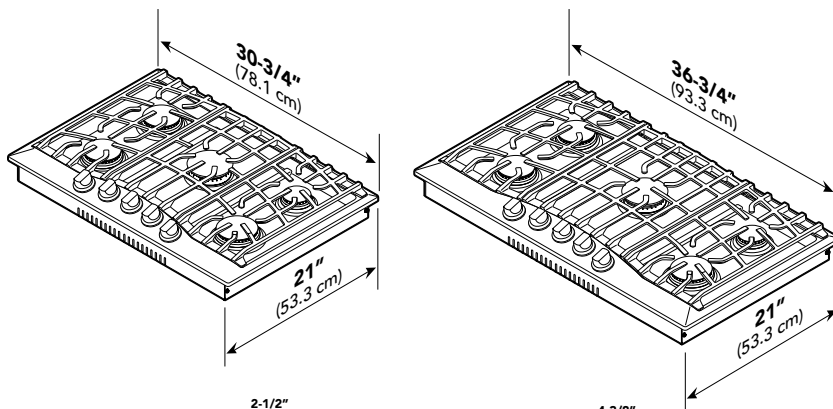


## 3 SERIES GAS COOKTOPS

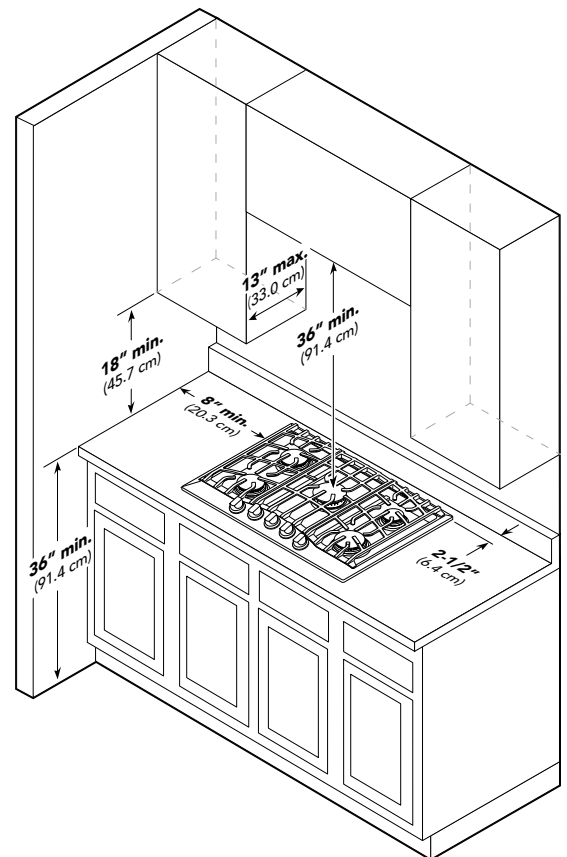
Viking 3 Series – RVGC

GAS COOKTOPS		
DESCRIPTION	RVGC33015B	RVGC33615B
Overall Width	30-3/4" (78.1 cm)	36-3/4" (93.3 cm)
Overall Height	4-3/8" (13.7 cm)	
Overall Depth	21" (53.3 cm)	
Cutout Width	29-1/4" (74.3 cm) minimum 29-7/8" (75.9 cm) maximum	35-1/4" (89.5 cm) minimum 35-7/8" (91.1 cm) maximum
Cutout Height	3-1/8" (7.9 cm)	
Cutout Depth	20" (50.8 cm) minimum; 20-1/4" (51.4 cm) maximum	
Gas Requirements	Ships Natural or LP/Propane, field convert with conversion kit (sold separately); accepts standard residential 1/2" (1.3 cm) ID gas service line	
Electrical Requirements	120VAC/60Hz; 4 ft. (121.9 cm), 3-wire cord with grounded 3-prong plug attached to product	
Maximum Amp Usage	2.0 amps	
Surface Burner Rating	Left Front – 9,100 BTU Left Rear – 9,100 BTU Center – 17,000 BTU Right Front – 12,000 BTU Right Rear – 5,000 BTU	Left Front – 9,100 BTU Left Rear – 9,100 BTU Center – 17,000 BTU Right Front – 12,000 BTU Right Rear – 5,000 BTU
Approximate Shipping Weight	49 lb. (22.0 kg)	74 lb. (33.3 kg)

Please do not prepare installation from brochure data only. See installation instructions for important clearance/installation information.



	30"W. Model	36"W. Model
A	29-1/4" (74.3 cm) min. to 29-7/8" (75.9 cm) max.	35-1/4" (89.5 cm) min. to 35-7/8" (91.1 cm) max.
B	20" (50.8 cm) min. to 20-1/4" (51.4 cm) max.	
C	3" (7.6 cm) min.	



VIKING RANGE, LLC 111 FRONT STREET GREENWOOD, MISSISSIPPI 38930 USA

For detailed product information, model numbers, or to request a quote call 1-888-845-4641 or visit [vikingrange.com](http://vikingrange.com)

© 2023 Viking Range, LLC All rights reserved. Specifications subject to change without notice.