

Whirlpool® 30" (76.2 CM) AND 36" (91.4 CM) Wall-Mount Canopy Range Hood

PRODUCT MODEL NUMBERS

GXW7330DX GXW7336DX

ELECTRICAL REQUIREMENTS

• A 120 volt, 60 Hz, AC only, 15- or 20-amp, fused electrical circuit is required.

VENTING REQUIREMENTS

This canopy hood is factory set for venting through the roof or wall.

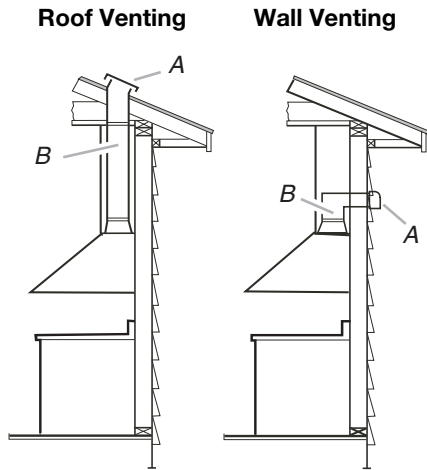
A 6" (15.2 cm) round vent system is needed for installation (not included). The hood exhaust opening is 6" (15.2 cm) round.

NOTE: Flexible vent is not recommended. Flexible vent creates back pressure and air turbulence that greatly reduce performance.

Vent system can terminate either through the roof or wall. To vent through a wall, a 90° elbow is needed.

Rear discharge

A 90° elbow may be installed immediately above the hood.



A. Roof cap
B. 6" (15.2 cm)
round vent

A. Wall cap
B. 6" (15.2 cm)
round vent

Calculating Vent System Length

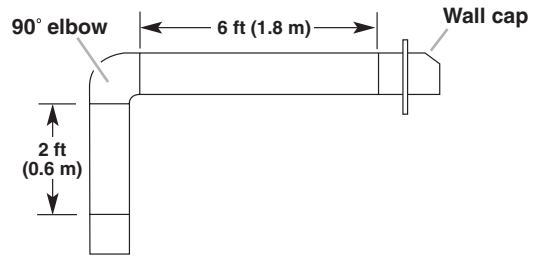
To calculate the length of the system you need, add the equivalent feet (meters) for each vent piece used in the system.

Vent Piece	6" (15.2 cm) Round
45° elbow	2.5 ft (0.8 m)
90° elbow	5.0 ft (1.5 m)



Maximum equivalent vent length is 35 ft (10.7 m).

Example vent system



The following example falls within the maximum recommended vent length of 35 ft (10.7 m).

1 - 90° elbow = 5.0 ft (1.5 m)

1 - wall cap = 0.0 ft (0.0 m)

8 ft (2.4 m) straight = 8.0 ft (2.4 m)

Length of system = 13.0 ft (3.9 m)

LOCATION REQUIREMENTS

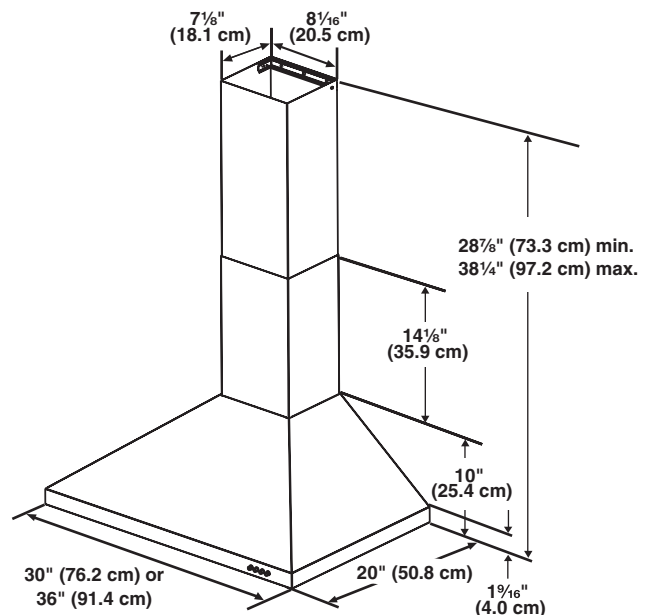
Have a qualified technician install the range hood. It is the installer's responsibility to comply with installation clearances specified on the model/serial rating plate. The model/serial rating plate is located behind the left filter on the rear wall of the vent hood.

Canopy hood location should be away from strong draft areas, such as windows, doors and strong heating vents.

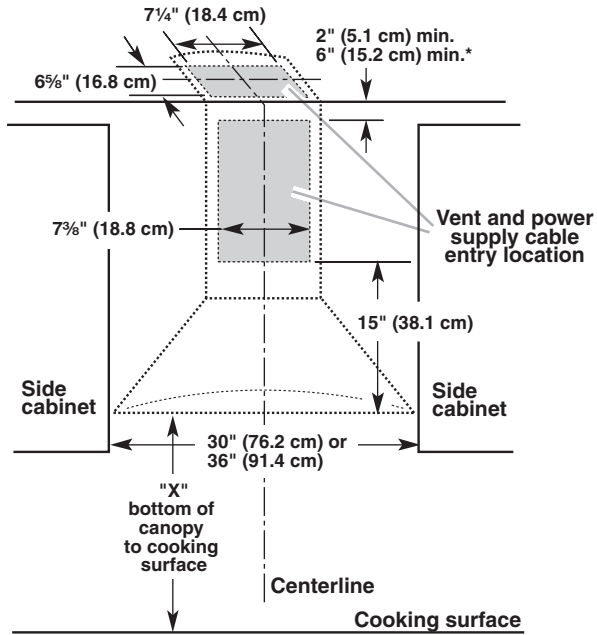
For Mobile Home Installations

The installation of this range hood must conform to the Manufactured Home Construction Safety Standards, Title 24 CFR, Part 328 (formerly the Federal Standard for Mobile Home Construction and Safety, Title 24, HUD, Part 280) or when such standard is not applicable, the standard for Manufactured Home Installation 1982 (Manufactured Home Sites, Communities and Setups) ANSI A225.1/NFPA 501A, or latest edition, or with local codes.

PRODUCT DIMENSIONS



CABINET DIMENSIONS



***NOTE:** The range hood chimneys are adjustable and designed to meet varying ceiling or soffit heights depending on the distance "X" between the bottom of the range hood and the cooking surface. For higher ceilings, a Stainless Steel Chimney Extension Kit Part Number W10337357 is available from your dealer or an authorized parts distributor. The chimney extension replaces the upper chimney shipped with the range hood.

IMPORTANT:

Minimum distance "X": 24" (61.0 cm) from electric cooking surface.

Minimum distance "X": 27" (68.6 cm) from gas cooking surfaces.

Suggested maximum distance "X": 36" (91.4 cm)

The chimneys can be adjusted for ceilings between 7' 5" (2.3 m) and 9' 2" (2.8 m).