






5.3 cu. ft. Whirlpool® electric range with Frozen Bake™ technology

YWFE515S0JS




This Whirlpool® electric range with a dual element stove top helps you get dinner to the table. Skip preheating for favorites like pizza with Frozen Bake™ technology. This self cleaning oven also prevents cooked food from getting cold with the Keep Warm setting. Closed door broiling helps keep the kitchen comfortable.



Available Finishes/Colours

-  YWFE515S0JB
Black
-  YWFE515S0JS
Stainless Steel
-  YWFE515S0JW
White

Manuals & Literature:

-  [Installation Instructions](#)
-  [Use and Care](#)
-  [Warranty](#)

Top Features

FlexHeat™ Dual Radiant Element

Get two elements in one with a 6" inner ring that's great for smaller pots and pans and a 9" expandable outer ring that makes room for larger cookware.

Frozen Bake™ technology

Skip preheating and cook frozen favorites like pizza in fewer steps with preprogrammed settings that automatically adjust cooking times for you.

Keep Warm setting

Keep dishes from getting cold with this setting that delivers low heat to the oven.

Closed Door Broiling

Maintain the optimal cooking temperature for food while still keeping the kitchen comfortable and cool using this broiling temperature management system that helps prevent overheating.

Dimensions

Depth	27 3/4
Height	36
Width	29 7/8

Configuration and Overview

Range Type	Freestanding
Fuel Type	Electric
Size (IN, inches)	30

Exterior

Door Removable	Yes
Drawer Type	Storage Drawer
Oven Door	Glass Window
Oven Window Size	Extra Large
Handle Color	Stainless Steel
Handle Material	Metal

Exterior

Handle Type	Reach-Through Handle
-------------	----------------------

Features

Hot Surface Indicator Light	Yes
Heating Element On Indicator Light	Yes
Power On Indicator Light	No
Griddle	NA
Automatic Convection Conversion Temperature Adjust	No
Power Outage Compatible	No